

Crime and Disorder Scrutiny Panel
10th February 2015 (Panel Session 3) - Civic Suite 6pm

To consider the Safer Solihull Performance Scorecard 2014/15 – Summary for the period Quarter 3 – October 2014 to December 2014.
 The Panel will be invited to highlight any matters of concern for ongoing monitoring or further detailed scrutiny.



CSP Measures Summary Qtr 3 Oct to Dec 2014 - Monthly Measures

RAG Status	Objective
	01. Making our neighbourhood safer places
	02. Better protecting people from harm

RAG Status	Indicator Description	Reporting Frequency	Last Update	May 2014	June 2014	July 2014	August 2014	September 2014	October 2014	November 2014	December 2014	Short Term Perf Trend
				Value	Value	Value	Value	Value	Value	Value		
	DAAT 01 Numbers in effective treatment - All drug users.	Months	July 2014	568	572	562						
	DAAT 01a (NI 40) Number of OCU (users of opiates and/or crack cocaine) recorded as being in effective treatment.	Months	July 2014	423	433	434						

Commentary

The numbers in effective treatment increased in June 2014 however the rolling 12 month figure decreased by 10 clients this month down to 562. This figure is below the minimum performance standard of 600. SIAS Update (2nd January 2015) : An action plan to improve performance in this area is currently in development and will be implemented in 2015. Recruitment has occurred within SIAS and we anticipate that staff will be in post by end January 2015. SIAS will deploy this additional resource to further focus on improving performance in this area.

The number of users of opiates and/or crack cocaine has stabilised and at 434 is above both the minimum performance standard, and the aspirational target. SIAS Update (2nd January 2015) : SIAS is performing above the aspirational target and continue to actively promote the service within the Borough of Solihull.

CSP Measures Summary - Quarterly Measures



Safer Solihull

Local Police and Crime Board

Involving local people in keeping Solihull safe

RAG Status	Objective
	01. Making our neighbourhood safer places

RAG Status	Indicator Description	Reporting Frequency	Last Update	Q4 2013/14	Q1 2014/15	Q2 2014/15	Q3 2014/15	YTD % Change to end of December 14
				Value	Value	Value	Value	
	NI 16a Household Burglary	Quarters	Q3 2014/15	240	143	186	209	-26.8%
	NI 16b Vehicle Crime	Quarters	Q3 2014/15	467	416	424	455	-13.9%
	NI 16c Robbery	Quarters	Q3 2014/15	62	42	32	48	-29.8%
	NI 16d Business Crime	Quarters	Q3 2014/15	639	668	655	696	+11.1%
	NI 16e Public Place Violence with Injury	Quarters	Q3 2014/15	96	133	124	154	Violence with injury +3.8%
	NS CS 001 Total Recorded Crime	Quarters	Q3 2014/15	2,887	2,810	2,820	2,900	-5.4%

Commentary



At the current rate of offending the year end Total Recorded Crime reduction will be -4.6%.

In order to reduce Total Recorded Crime further the top contributing crime types of vehicle crime and business crime will need to see further reductions.

Vehicle Crime was at lower levels than 2013/14 until December 2014 when 168 crimes were recorded (average is 5 offences per day currently)



Business Crime has seen significant increases with theft of petrol being the main problem. Operation KADENCE is the West Midlands Police response to this crime type. As part of the tactics Police officers are refuelling at the key petrol stations within the Borough and some Petrol Stations are themselves taking measures to provide a visible presence on the forecourt. It is possible that this crime type will reduce as the cost of fuel reduces.

RAG Status	Objective
	02. Better protecting people from harm

RAG Status	Indicator Description	Reporting Frequency	Last Update	Q4 2013/14 Value	Q1 2014/15 Value	Q2 2014/15 Value	Q3 2014/15 Value	Short Term Perf Trend
	DAAT 57 The number of alcohol clients in contact with treatment in the last 12 months (rolling 12 month figure)	Quarters	Q2 2014/15	822	819	801		





Commentary

The number of alcohol clients in contact with treatment remains above both the 2014/15 minimum performance standard and the aspirational target. There has been a change in the way Public Health England calculates this in order to eradicate double counting. Going forward, trends and comparisons can be made for all data Q1 2014/15 onwards. SIAS alcohol service continue to work to maintain the consistently high level of clients in treatment, we have one of the highest numbers of alcohol users in treatment, both regionally and nationally.

RAG Status	Indicator Description	Reporting Frequency	Last Update	Q4 2013/14	Q1 2014/15	Q2 2014/15	Q3 2014/15	Short Term Perf Trend
	NGAP06 02 Rates of domestic abuse incidents recorded by the Police per 1000 population	Quarters	Q3 2014/15	3	3	3	3	

Commentary



Rates of Domestic Abuse remain unchanged based on police recording. Police recorded incidents are overwhelmingly located in Partnership Plus areas however victims who are accessing specialist support are spread across the borough. This shows us the importance of specialist support and the need to focus beyond police recording. Each quarter there are a number of addresses that have repeat recordings of domestic abuse incidents. In view of our own Serious Case Reviews and national Domestic Homicide Reviews it would advisable to consider an early intervention approach that targets these cases in a positive and supporting way to enable risk of harm to be re-assessed. Since summer there has been a significant reduction in the number of high risk cases being managed by MARAC. Action has been undertaken to address this and an improvement is being seen.

RAG Status	Indicator Description	Reporting Frequency	Last Update	Q4 2013/14	Q1 2014/15	Q2 2014/15	Q3 2014/15	Short Term Perf Trend
	No of Anti Social Behaviour (ASB) incidents reported to the ASB Team (cumulative for year)	Quarters	Q3 2014/15	2,763	788	1,611	2,232	
	NS CS 01b Overall satisfaction with outcome of Anti Social Behaviour (ASB) cases (Qtr)	Quarters	Q3 2014/15	91.2%	100%	100%	85%	



Commentary

Because of resource and capacity issues at Solihull Community Housing following a restructure last year, SCH Neighbourhood Services have been intermittent in surveying residents. In Qtr 3, 45 surveys were received, where as in Qtr 2 and 1 only 3 and 15 returned surveys were received respectively. If all of the surveys were carried out evenly across the 3 quarters then the total may look more balanced. However we would have still been below our target of 95% and this has been highlighted with the management team.

RAG Status	Objective
	03. Supporting stronger communities







RAG Status	Indicator Description	Reporting Frequency	Last Update	Q4 2013/14 Value	Q1 2014/15 Value	Q2 2014/15 Value	Q3 2014/15 Value	Short Term Perf Trend
	NS01a M Environment Champions - Number of Volunteer Environmental Champions	Quarters	Q3 2014/15	404	406	410	429	



RAG Status	Objective
	04. Bringing offenders to justice and tackling re-offending

RAG Status	Indicator Description	Reporting Frequency	Last Update	Q4 2013/14 Value	Q1 2014/15 Value	Q2 2014/15 Value	Q3 2014/15 Value	Short Term Perf Trend
	YOS 01 M Youth Re-offending: Percentage of youth offenders who re-offended within a 12 month period of their previous offence	Quarters	Q2 2014/15	27.7%	26.4%	25%		



RAG Status	Indicator Description	Reporting Frequency	Last Update	Q4 2013/14	Q1 2014/15	Q2 2014/15	Q3 2014/15	Short Term Perf Trend
				Value	Value	Value	Value	
Commentary								
This reporting quarter is 25.0% for Solihull which is a decrease of -2.7% from the previous reporting period. It is to be noted against the West Midlands region we are 6.7% lower and national average we are 10.6% lower.								

CSP Measures Summary - Annual Measures

RAG Status		Objective						
		01. Making our neighbourhood safer places						
RAG Status	Indicator Description	Reporting Frequency	Last Update	2010/11 Value	2011/12 Value	2012/13 Value	2013/14 Value	2014/15 Value
	DAAT 86 Place Survey - % of respondents who thought people using or dealing drugs was an issue	Years	2014/15		22%	21%	20%	15%
RAG Status		Objective						
		02. Better protecting people from harm						
RAG Status	Indicator Description	Reporting Frequency	Last Update	2010/11 Value	2011/12 Value	2012/13 Value	2013/14 Value	2014/15 Value
	HS 01 IHW D Number of Killed or Seriously Injured Casualties (based on 5 year rolling average)	Years	2013/14		76	73.6	63.8	
RAG Status		Objective						
		03. Supporting stronger communities						
RAG Status	Indicator Description	Reporting Frequency	Last Update	2010/11 Value	2011/12 Value	2012/13 Value	2013/14 Value	2014/15 Value
	NGAP04 01 Participation in formal volunteering (%) - Overall Borough Figure	Years	2013/14	38.9%	40.6%	46.1%	42.1%	

RAG Status	Indicator Description	Reporting Frequency	Last Update	2010/11	2011/12	2012/13	2013/14	2014/15
				Value	Value	Value	Value	Value
	NGAP04 02a Community Cohesion (% of people who agree people from different backgrounds get on well together in their local area) Overall Borough Figure	Years	2013/14	79.6%	78.4%	71.7%	77.8%	
	NGAP07 02 Perception of anti-social behaviour and fear of crime (feel safe after dark) - Overall Borough Figure	Years	2013/14	70%	66.3%	64.2%	63.7%	

RAG Status	Objective
	04. Bringing offenders to justice and tackling re-offending

RAG Status	Indicator Description	Reporting Frequency	Last Update	2010/11	2011/12	2012/13	2013/14	2014/15	Short Term Perf Trend
				Value	Value	Value	Value	Value	
	NGAP07 04 Local Adult Re-offending rate	Years	2014/15					20.5	

Commentary

There has been an increase in offender management involvement in remand applications and court attendance for High IOM & Top targets and this has resulted in more remands at court.

The synergy of IOM unit is resulting in faster and more successful recall on licence. There has been good cross border relationships with surrounding offender management teams including daily communication about offenders leading to early identification of offenders and arrests.