

# CSP Measures Summary - Monthly Measures



**Safer Solihull**

Local Police and Crime Board

Involving local people in keeping Solihull safe

Objective											
<b>01. Making our neighbourhood safer places</b>											
<b>02. Better protecting people from harm</b>											

RAG Status	Indicator Description	Reporting Frequency	Last Update	May 2015	June 2015	July 2015	August 2015	September 2015	October 2015	November 2015	December 2015
				Value	Value	Value	Value	Value	Value	Value	Value
	DAAT 01 Numbers in effective treatment - All drug users.	Months	November 2015	585	592	544	564	560	558	566	
	DAAT 01a (NI 40) Number of OCU (users of opiates and/or crack cocaine) recorded as being in effective treatment.	Months	November 2015	426	428	397	405	404	403	410	







Objective											
<b>03. Supporting stronger communities</b>											

RAG Status	Indicator Description	Reporting Frequency	Last Update	May 2015	June 2015	July 2015	August 2015	September 2015	October 2015	November 2015	December 2015
				Value	Value	Value	Value	Value	Value	Value	Value
	NI 16f Improve Victim Satisfaction	Months	December 2015	78.7%	86%	82.7%	68.2%	67.5%	68.1%	69%	69%

# CSP Measures Summary - Quarterly Measures



## Objective



### 01. Making our neighbourhood safer places

RAG Status	Indicator Description	Reporting Frequency	Last Update	Q4 2014/15	Q1 2015/16	Q2 2015/16	Q3 2015/16
				Value	Value	Value	Value
	NS CS 001 Total Recorded Crime	Quarters	Q3 2015/16	2,842	2,832	2,914	3,156
	NI 16b Vehicle Crime	Quarters	Q3 2015/16	451	396	475	479
	NI 16c Robbery	Quarters	Q3 2015/16	53	62	47	67
	NI 16d Business Crime	Quarters	Q3 2015/16	636	640	725	669
	NI 16e Public Place Violence with Injury	Quarters	Q3 2015/16	136	173	119	176
	NS CS 007 Partnership Speedwatch Activity	Quarters	Q1 2015/16		14		

## Objective


### 02. Better protecting people from harm

RAG Status	Indicator Description	Reporting Frequency	Last Update	Q4 2014/15	Q1 2015/16	Q2 2015/16	Q3 2015/16
				Value	Value	Value	Value
	NGAP06 02 Rates of domestic abuse incidents recorded by the Police per 1000 population	Quarters	Q3 2015/16	3	3	3	3
	ECS 81 Number (and profile) of CSE victims (year to date) <b>Quarter 3 is published by YJB in February</b>	Quarters	Q2 2015/16		36	49	

RAG Status	Indicator Description	Reporting Frequency	Last Update	Q4 2014/15	Q1 2015/16	Q2 2015/16	Q3 2015/16
				Value	Value	Value	Value
	DAAT 57 The number of alcohol clients in contact with treatment in the last 12 months (rolling 12 month figure)	Quarters	Q2 2015/16	732	681	717	
	NS CS 01b Overall satisfaction with outcome of Anti Social Behaviour (ASB) cases (Qtr) <b>The measure is unrealistic based on bench marking of the national standards. The partnership have reviewed this measure and set a new one which will begin in the new year from April 2016</b>	Quarters	Q3 2015/16	88.2%	83%	72%	85%

## Objective

### 03. Supporting stronger communities

RAG Status	Indicator Description	Reporting Frequency	Last Update	Q4 2014/15	Q1 2015/16	Q2 2015/16	Q3 2015/16
				Value	Value	Value	Value
	NI 16a Household Burglary	Quarters	Q3 2015/16	175	143	178	259

# CSP Measures Summary - Annual Measures



**Safer Solihull**

Local Police and Crime Board

Involving local people in keeping Solihull safe

## Objective

### 01. Making our neighbourhood safer places

RAG Status	Indicator Description	Reporting Frequency	Last Update	2011/12	2012/13	2013/14	2014/15	2015/16
				Value	Value	Value	Value	Value
	HS 01 IHW Number of Killed or Seriously Injured Casualties (based on 5 year rolling average)	Years	2014/15	76	74	64	56	
	NS CS 006 Making Neighbourhoods Safer - Inconsiderate parking - reported annually (BSC)	Years						

## Objective

### 02. Better protecting people from harm

### 03. Supporting stronger communities

Indicator Description	Reporting Frequency	Last Update	2011/12	2012/13	2013/14	2014/15	2015/16
			Value	Value	Value	Value	Value
DAAT 86 Place Survey - % of respondents who thought people using or dealing drugs was an issue	Years	2014/15	22%	21%	20%	15%	
NGAP04 01 Participation in formal volunteering (%) - Overall Borough Figure (bi-annual measure)	Years	2013/14	40.6%	46.1%	42.1%		
NGAP04 02a Community Cohesion (% of people who agree people from different backgrounds get on well together in their local area) Overall Borough Figure	Years	2013/14	78.4%	71.7%	77.8%		
NGAP07 02 Perception of anti-social behaviour and fear of crime (feel safe after dark) - Overall Borough Figure	Years	2013/14	66.3%	64.2%	63.7%		