

Solihull Permit Scheme Performance Update

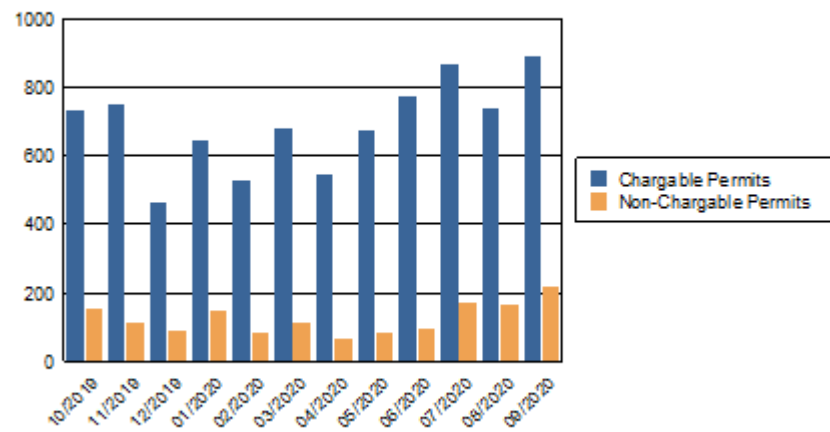
Monitoring Period: 01/10/2019 - 30/09/2020

1) Project Headlines:

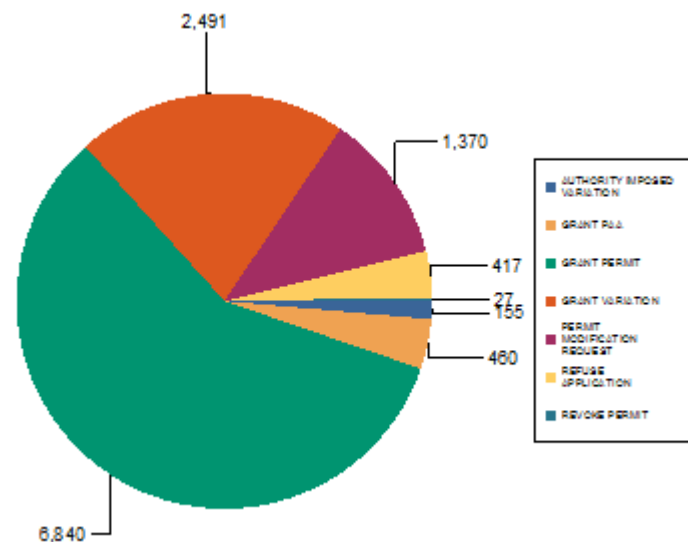
1st October 2018 Launch Date	757 Days Saved on the Network
9,791 Permits Approved	
£443,518.50 In Permit Fees Collected	
9 Members of Staff	
Overall Risk Level	

2) Permit Requests:

Total Number of Approved Permits Per Month



Responses Issued by Authority to Permit Application Requests



3) Financial Performance

Permit Fee Revenue

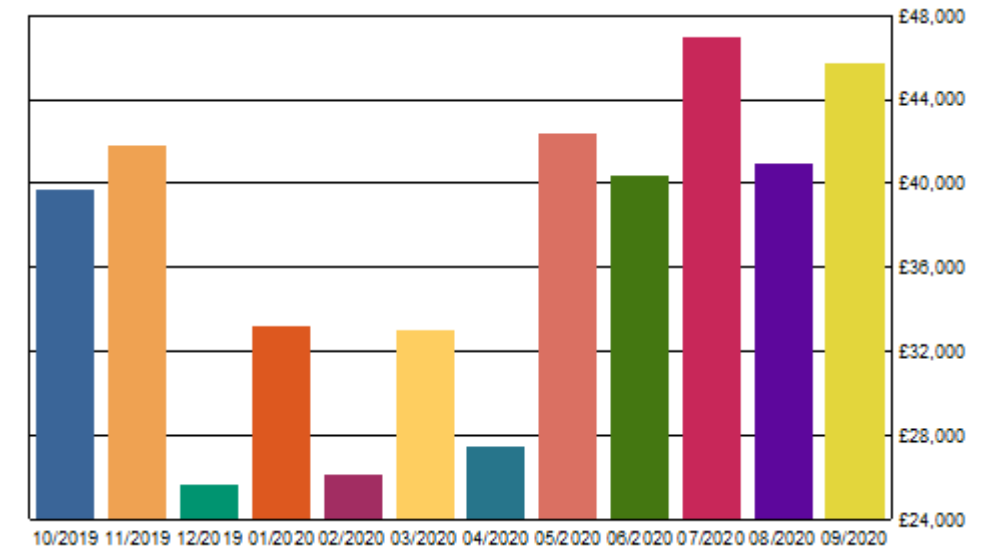
Month	Total
Oct-19	39,728.00
Nov-19	41,824.00
Dec-19	25,608.00
Jan-20	33,221.00
Feb-20	26,112.00
Mar-20	33,048.50
Apr-20	27,503.00
May-20	42,385.00
Jun-20	40,380.50
Jul-20	47,006.00
Aug-20	40,948.00
Sep-20	45,754.50
Total	£443,518.50

Overall Fee Target: £366,300
Fee Target Achieved: 121.08%

Permits Approved

Month	Chargeable	NonChargeable
Oct-19	736	152
Nov-19	752	113
Dec-19	462	90
Jan-20	644	145
Feb-20	530	86
Mar-20	680	115
Apr-20	547	67
May-20	672	84
Jun-20	772	93
Jul-20	869	170
Aug-20	742	164
Sep-20	891	215
Total	8297	1494

Solihull Permit Scheme - Permit Fee Performance



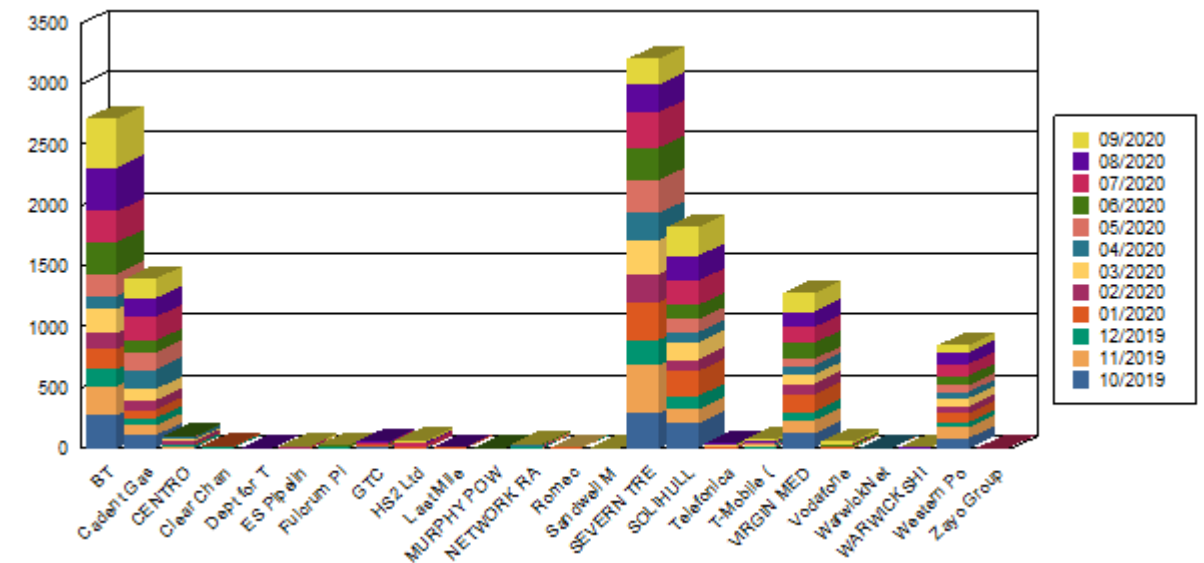
Monthly Permit Fee Revenue

4) Organisational Performance:

Fixed Penalty Notices Issued

Month	Chargeable		Non Chargeable
	Reg 19	Reg 20	Reg 20
Oct-19	6	55	1
Nov-19	6	13	0
Dec-19	12	32	0
Jan-20	6	55	1
Feb-20	1	56	2
Mar-20	3	31	0
Apr-20	0	12	1
May-20	4	27	0
Jun-20	5	29	0
Jul-20	5	31	0
Aug-20	7	80	0
Sep-20	21	114	3
Total	76	535	8

Permits Received by Organisation



5) Inspection Performance

Inspections Done

Month	Total
Oct-19	208
Nov-19	221
Dec-19	168
Jan-20	299
Feb-20	329
Mar-20	196
Apr-20	251
May-20	534
Jun-20	596
Jul-20	556
Aug-20	252
Sep-20	469
Total	4,079

Inspection Target: 1430
Inspection Target Achieved: 285.24%

Inspections Done per Organisation

