





Appendix A5 – Online Consultation Response Form

1. Page 1

Are you responding as a:				
			Response Percent	Response Total
1	Parent/Carer –		32.32%	32
2	Governor –		0.00%	0
3	Member of Staff –		3.03%	3
4	Resident –		60.61%	62
5	If Other, please specify		4.04%	7
			answered	104
			skipped	1
If Other, please specify (4)				
1	07/11/2020 20:33 PM ID: 151930610	Resident and parent of child attending Cheswick Green School		
2	07/11/2020 20:49 PM ID: 151931113	Family of residents		
3	08/11/2020 19:30 PM ID: 151962377	Also parent		
4	11/11/2020 08:53 AM ID: 152153276	Headteacher at a Solihull school		
5		Resident and teacher at school		

1. Please provide any comments on the proposal that you would like us to consider.				
			Response Percent	Response Total
1	Open-Ended Question		100.00%	100
1	06/11/2020 16:50 PM ID: 151869537	I do not agree with the school expansion at all. This is a small village school and the village simply cannot take double the amount of cars and traffic arriving at school drop off and pick up times. Since the recent new builds at cheswick place there is already a considerable difference with regards to consideration to residents and other patents at the school. Many new parents to the school are frequently parking on double yellow lines, across people's driveways and unsafely. This is something that has never been an issue in the 5 years that my child has been at the school. It is unfair that current parents and residents of what was a lovely small village school should have to suffer.		
2	06/11/2020 17:15 PM ID: 151872168	The area is not suitable for expansion as the traffic issues are bad now - moving to a 2 form entry means traffic will have severe issues leaving Cheswick Way onto Creynolds Lane and even then further problems as cars will park in Creynolds Lane causing more holdups and delays. Creynolds Lane is a country road and is not suitable for any more vehicles.		
3	06/11/2020 17:23 PM ID: 151872951	The current infrastructure, roads ,traffic etc. is struggling to cope. That is a statement of fact. How can it cope if the proposal to introduce even more traffic?The "drop off & collection " at the school is currently extremely		

1. Please provide any comments on the proposal that you would like us to consider.

			Response Percent	Response Total
		congested and hazardous for the children. The Council proposes to add to this ? This appears to a good idea for whom exactly?		
4	06/11/2020 18:11 PM ID: 151876930	Why when cheswick green school was built for cheswick green should we supply a school for all new build areas not in our area, expand Hockley Heath or dickens heath. We are a small village and if you recall the problems with the floods last year they were so horrific there were queues of an hour up creynolds lane as there was no alternative route what would happen with double the amount of traffic! Our area has gained far to much traffic since cheswick place was built and now we have to cater for new builds in our area and destroy our community unfair. Also you want to expand the school to 420 pupils where do you expect all these pupils to go when they move onto secondary school as there are not enough places in our catchment as it is or are catchments now forgotten!		
5	06/11/2020 20:11 PM ID: 151884730	I am concerned about the impact on the village of the proposed expansion, traffic infrastructure struggles to cope now and will increased hugely as most / all will need to drive. From Blythe Valley. Not only parking but most will then use Creynolds Lane which is already congested. I am also concerned about the impact directly on the school itself. Loss of playing fields, shared resources. This is a small village school and many chose it for this reason.		
6	06/11/2020 20:46 PM ID: 151886442	Currently the school has a before & after school club which is in excess of 100m2 along with lots of outdoor space. The new proposal shows this room to be half the size & with a 2 form entry the demand will more than likely double. Yes the hall is nearby but kids need access to outdoor space too. Secondly the hall space doesn't change size so how will accommodate a whole school assembly it is already packed as a one form entry. Thirdly parking at the school is already a nightmare if children are travelling from outside the area this is only going to get worse. The roads getting to Cheswick Green are mainly country lanes and not designed for the heavy traffic that a 2 form entry will bring. Finally for the school to expand it will need to use the current outdoor playfields & playground space. It is vital children have access to outdoor space to play. The new plan will have less outdoor space but twice as many children to occupy this area. This is both not fair to the children & also not safe. Kids need space to develop for both PE and play. The new houses in Cheswick Place I can understand wanting places at Cheswick Green school as they can walk to & from the school but Blythe Valley is much further away. With other new homes being built both in Dickens Heath & other developments why isn't a new school bring considered? The other question is, is there the demand that requests Cheswick Green to expand or are there spaces in existing schools in the area such as Monkspath, Hockley Heath, Dickens Heath etc as children from Blyth Valley are going to have to travel anyway so why not travel to a school that already has spaces. One of my main concerns is that I currently have two children going to Cheswick Green how will the development be done without affecting their learning as there is so much change & the after school provision I fear will be difficult to manage. The whole proposal just feels like it hasn't all been thought through & there are just still too many things that need to be considered & resolved as detailed above before considering the proposal, which I feel would be detrimental to both the village & the children who currently attend the school.		
7	06/11/2020 21:09 PM ID: 151887401	The roads around tidbury green and Earlswood are crumbling already. Add more traffic, how will the infrastructure cope. Will current roads be redone, repairs don't last		
8	06/11/2020 22:04 PM ID: 151889516	The traffic around the school during drop off and pick up time is already horrendous with the existing school setting. If the school double its size, there is no way that the existing road network can cope especially all Blythe Valley kids will be driven to school as it's not safe and too far for the kids to walk.		

1. Please provide any comments on the proposal that you would like us to consider.

			Response Percent	Response Total
		Furthermore the traffic at Creynold lane during peck time is also very bad. Sometimes it takes me 20 minutes to get out of the village. Having extra 200 cars school traffic will really cause huge problems to the local residents.		
9	06/11/2020 22:13 PM ID: 151889837	Cheswick Green is a small village with roads that were built in the 1970's. There is not the capacity to extend the roads surrounding the school as it currently stands so I cannot see how the roads around the school can take the additional traffic and parking requirements that this will inevitably lead to. The play areas will be made smaller by the changes proposed which, considering we want children to exercise, and address the current obesity trend in British children is the absolute opposite of this. The building work proposed will effect the children hugely whilst they attend the school during (in the case of the Y6 students) a very important time in their education.		
10	07/11/2020 11:34 AM ID: 151903661	I think it's a brilliant idea, but have you thought about the traffic? I walk every morning living 5 mins away but the traffic and cars parking at the minute is horrendous so making the school bigger is only going to make things worse. I feel for the people who live near by having people blocking their drives.		
11	07/11/2020 16:43 PM ID: 151921760	Parking for current staff is inadequate currently so I'm concerned that even with an additional 14 spaces there will still be staff that have to park on the street.		
12	07/11/2020 18:13 PM ID: 151925977	This is a positive for the school and area alike. More school spaces need to be available for the ever expanding community. This will offer further job opportunities to the local community too which surely in the current climate is a positive. My first concern is the outdoor space available to the children as the new building will infringe on the already small field. With added pupil numbers they would need an extensive outdoor area not only for playtime but also for outdoor curriculum i.e. Forest school and physical education. Seondly, there is still just the one hall which would be needed for physical education activities once a week (possibly twice if there is not adequate space available outdoors) as per government guidance for 16 classes. This hall would also be needed for lunchtime too. Scheduling all PE lessons would prove to be very unrealistic bearing in mind the space and time available.		
13	07/11/2020 19:27 PM ID: 151928623	The parking around Cheswick Green school is busy and chaotic at the start and the end of each school day. Increased school roll numbers will add to the congestion as pupils will undoubtedly arrive by car. Creynolds Lane, being the entrance to Cheswick Green has a 40mph speed limit, which is often exceeded by motorists using this road, creating a dangerous congested slowing and turning point. The school grounds will of course become more cramped and given the current covid situation and our new way of living, greater numbers will bring confined spaces which may be considered a health risk.		

1. Please provide any comments on the proposal that you would like us to consider.

			Response Percent	Response Total
14	07/11/2020 20:33 PM ID: 151930610	As a parent and resident I am deeply concerned in terms of the traffic that will be generated in addition to what the current situation is at Cheswick Green School. Even with current staggered arrival times, there are still cars double parked along Cheswick Way, even to the point of the turning to Creynolds Lane, a 40 mph road. Additionally, parts of Foxland Close get congested to the turning point with Cheswick Way. Assuming normal school starts happen, extra vehicles from Blythe Valley would make the residential roads more difficult for commuters such as myself to get out of Cheswick Green after walking my child to school. I would also be more concerned crossing with my child to access the school, given the amount of cars that already use Cheswick Way, as visibility is poor- you literally have two rows of cars, judging who may or may not be moving, whilst holding the hand of a four year old.		
15	07/11/2020 20:41 PM ID: 151930877	I am slightly concerned about the traffic situation around Cheswick Green and the surrounding area. I currently have a young child who doesn't attend school just yet and find I have to avoid school times this is often lunchtime too due to the nursery hours. The traffic is awful, it's double lined all the way to Saxonwood road, often on the bend of saxonwood and surrounding rounds also. Unless you live in cheswick green or on Creynolds lane it is impossible to walk to the school from Blythe valley without going down the Stratford road, which is dual carriage way - dangerous beyond belief for the age group of children.		
16	07/11/2020 20:49 PM ID: 151931113	I went to cheswick green school myself and my parents still live in badger close, right next to the main road, cheswick way. Over the years the volume of traffic has become increasingly challenging generally on the estate. This poses harm to residents, particularly the elderly and children. My parents frequently have their road outside the house covered with parked cars at drop off and pick up time and cheswick way becomes virtually gridlocked. The roads could simply not cope with twice the traffic.		
17	08/11/2020 18:09 PM ID: 151959599	Awful plan in which the current pupils and residents of Cheswick Green will suffer. Traffic on Creynolds Lane is already too congested and this is going to make entering and leaving Cheswick Green at peak times unbearable. The Children already at the school will have to endure building work and less green space. In the current climate, pupils should be spending more time in green areas		
18	08/11/2020 18:54 PM ID: 151961118	<p>We live on Foxland Close. Access past the existing school entrance is difficult already, and parent parking extends some way down Foxland Close, as well as along Cheswick way in both directions. Doubling the number of children will lead to more cars and more disruption, with parking extending further down each road near the school. This is unwelcome.</p> <p>We saw a plan a couple of years ago which had a new entrance with car park and drop off areas to the rear of the school, off Creynolds Lane. This would appear to make more sense and would be more appropriate given the current access within the residential area of the village.</p> <p>We will object to any proposals to utilise the existing entrance for doubling the</p>		

1. Please provide any comments on the proposal that you would like us to consider.

			Response Percent	Response Total
		schools size, wishing to see the existing access closed and a new one constructed off Creynolds Lane.		
19	08/11/2020 19:27 PM ID: 151962281	The area is already a danger in the morning with the traffic congestion on Cheswick Way and the pollution that has been raised as an issue preciously yet you want to more than double the size of the school.		
20	08/11/2020 19:29 PM ID: 151962334	I'm concerned about the traffic that doubling the school will create as there is no safe way for children to walk to school. I think a school bus would be the only feasible way to bring children from BV to the school. The traffic in Cheswick is already considerable before you add those children that would have to drive to school. I'm also concerned about the lack of playing field once the build has taken place. The open space is something that is extremely important to children's mental and physical health.		
21	08/11/2020 19:30 PM ID: 151962377	I would like the traffic conjection this would cause to be considered. We already suffer with traffic on Creynolds Lane at peak times, also at school drop off and pick up times Cheswick Way is already conjected with vehicles which causes high pollution and I thought the aim was to encourage parents to walk or cycle and avoid polluting the air for the sake of our children. If you have working parents or children attending that do not live local to the area then surely this will increase traffic and pollution?! Not to mention even busier roads when some young children walk their way to school and have to cross the roads.		
22	08/11/2020 19:37 PM ID: 151962590	I think this is taking the village life away, no small school I will considering moving school and home is plans go forward.		
23	08/11/2020 19:37 PM ID: 151962595	The area they are planning to extend the school for is not walking distance. It will increases traffic two fold and it is already busy enough at school times. The infrastructure will not support the volume of traffic.		
24	08/11/2020 20:03 PM ID: 151963402	Cheswick way is already a busy road at drop off/pick up, to add more vehicles to this stretch would be awful. There is no other suitable place to put an entrance, Creynolds is too busy & fast to be walking children along. Children need green space to play on, the building looks like they will loose a big chunk of that field. There look like there is no plan to increase the size of the hall which seems far too small for so many students, also concerned about the lack of library & also the size of some of the classrooms, far too small. There is no space that I can see allocated for the pre-school, this would be a huge disappointment for parents in the area, this is a hugely vital service that my children loved attending.		
25	08/11/2020 20:30 PM ID: 151964241	As both a parent of a current Cheswick Green pupil and a resident, I feel that the proposal for making the school two form entry is a bad idea. Parking from none residents is already an issue at both drop off and pick up times, I myself even as a resident have to drop my son off on my way to work in the morning on a couple of days and I really struggle to park due to those coming out of catchment. The added vehicles would cause massive issues and I'm assuming the overflow cars would end up parking on Creynolds Lane causing even more obstruction. There is no pedestrian crossing for the pupils and with the added cars driving to and from the village it would be even more hazardous for the youngsters having to cross the road.		
26	08/11/2020 20:40 PM ID: 151964592	Cheswick way is already a busy road at drop off/pick up, to add more vehicles to this stretch would be awful. There is no other suitable place to put an entrance, Creynolds is too busy & fast to be walking children along. Children need green space to play on, the building looks like they will loose a big chunk of that field. There look like there is no plan to increase the size of the hall which seems far		

1. Please provide any comments on the proposal that you would like us to consider.

			Response Percent	Response Total
		too small for so many students, also concerned about the lack of library & also the size of some of the classrooms, far too small. There is no space that I can see allocated for the pre-school, this would be a huge disappointment for parents in the area, this is a hugely vital service that my children loved attending.		
27	09/11/2020 09:23 AM ID: 151977609	Impact of increased traffic at already busy times. Safety of pedestrians (ie children walking to school) with increase in traffic. Small village primary school should be to cater for the village and not encourage people to drive from further afield. Increase noise levels for local community. Increase in pollution levels.		
28	09/11/2020 09:35 AM ID: 151978742	Extending Cheswick Green Primary School will cause so many problems regarding traffic. Cars are parked all around the entrance and down the road as it is, making vision very difficult to see to cross the road and causing a danger to pedestrians. Creynolds lane traffic is at a standstill every morning and can take 15 to 20 minutes to travel 1 mile. There is already added traffic due to increased housing and Cheswick Green being a small village simply cannot cope with anymore. I know you say people can walk but lots of parents work and have to be at their workplace at a certain time thus not giving them time to walk their children to school and go back home to fetch the car. Please dont destroy our village anymore than you have already done so.		
29	09/11/2020 10:26 AM ID: 151983527	I can not believe you are even considering this as an option. The traffic around the school at the moment is ridiculous and dangerous, approving this will only cause more danger and before long there will be an accident. It doesn't work now without a zebra crossing.		
30	09/11/2020 11:26 AM ID: 151989443	I have no idea how the traffic is going to cope given a return to normality post-covid. Traffic is always bad anyway but with an increased amount from the Blythe development either from the Stratford road Creynolds end which is horrific at peak times. And then an increased amount of vehicles from the bottom end of Creynolds with a dangerous crossroad and narrow country lane from Illshaw heath. Let's be realistic no one is going to be getting the bus or walking from an upmarket development with little to no social housing where parents work. Plus bus travel is more suitable for older kids, not those under 11 where safety is a concern.		
31	09/11/2020 11:33 AM ID: 151990153	Traffic is bad enough. How will the roads cope?		
32	09/11/2020 14:16 PM ID: 152007657	Hi, I have listed below my cause for concerns that I feel should be addressed during this consultation phase. 1. Classroom Size My understanding from the Building Bulletin 103 issued by the Department for Education in 2014 recommends the following areas for classroom space. Reception and Infants 62m2 and junior 55m2. However, on the proposed school plan Option E, these recommended areas are not being met? Reception Classrooms " 53/54/48m2 NOT the recommended 62m2 Year 1 Classrooms " 49/54m2 NOT the recommended 62m2 (I assume it is because you are refurbishing rooms and squeezing children into room not designed to be a classroom?) Year 2 Classrooms " 49/52m2 NOT the recommended 62m2 (Part of the new build yet still not in line with the recommendations) Year 3 Classrooms " 51/55m2 NOT the recommended 55m2 for once classroom Year 4 Classrooms " 55/ 55m2 Compliant Year 5 Classrooms " 56/56m2		

1. Please provide any comments on the proposal that you would like us to consider.

	Response Percent	Response Total
		<p>Year 6 classrooms are 52/ 52m2 NOT the recommended 55m2. Also this is part of the new build, yet the intention is to provide the oldest and biggest children within the school a classroom which is smaller than the recommended guidance.</p> <p>As an ex- parent Governor whereby I assisted with the development of the Risk Assessment for the partial reopening of the school during in June 2020 , it was identified that then the limited size of the classrooms could not allow for any social distancing. It is sad to see there has been no consideration to try and increase desk space distance. In fact it seems to be the opposite as some of the newly constructed classrooms do not meet the recommended guidance for classroom sizes.</p> <p>2. Facilities</p> <p>Food Technology The existing kitchen does not allow all children within a class to be present in the kitchen at one time. In fact there is an approximate limit of 10 children at a time. The use of the food tech room is therefore limited and need to be coordinated. The new plans show the food tech room has only increased by 3m2, however it will need to accommodate double the existing capacity. The food tech room seems more of a gesture not a practical facility.</p> <p>Library /ICT Suite Currently these are separate ICT and Library rooms/ facilities. According to the existing plans the Library provides 41m2 space and the ICT suite 120m2. However, the intention is to combine these facilities into a smaller space are only 56m2. The current library is under resourced and the schools are often asking parents for old books. As Treasure of the PTA we have often donated money for books also. I cannot see how this new combined space can be considered adequate provision when the capacity is to be doubled. The PTA have also donated for money for each class to have their own Ipad as current access to the ICT suite is limited. However, are decreasing the existing size of the ICT suite and providing only 20 workstations! Teachers will have to try and coordinate both the library facilities and ICT facilities across more children. It feels the intention is to just squeeze more children in with out improving the facilities.</p> <p>Arts Room This provision is completely removed. I assume the intention is to do art in the classrooms that do not meet the recommended guidance? This I feel reflects the council/ schools opinion of this area of the curriculum of being of less importance.</p> <p>Music Room Again this has been reduced from 48m2 to 42m2. Again, reducing an existing facility in order to accommodate more children.</p> <p>Hall Although a primary school, is it the intention to separate KS2 from EYFS and KS1. I cannot see how the existing hall and accommodate 420 children. This feels a complete change to the ethos of the school. The hall is also used for dining. Can the hall accommodate double the capacity of children who require to eat in there. My understanding is that prior to Covid the school currently operate a system whereby one year group eats outside once a week. Are children to be expected to eat outside more often to cater for the increase in the number of children required to dine in there.</p> <p>3. After School Club I can see that the After School Club is to be incorporated into the school building? Prior to Covid the Before and After School Club was over subscribed. However, there is only an area of 51m2 allocated. By doubling the school there will be an obvious increase in the demand for after/ before school facilities, however it does appear there are facilities to accommodate this. If</p>

1. Please provide any comments on the proposal that you would like us to consider.

			Response Percent	Response Total
		<p>the intention is to use the school hall, I assume extra curricula activities like dance etc. that take place in the hall cannot be accommodated?</p> <p>4. Road Safety It is not clear how children from outside of school are expected to travel to school. Even during the current Pandemic with staggered school start/ finish times road safety is a concern, to the point that the School themselves have requested a traffic warden to present to prevent dangerous parking. I hope the new build consider a separate pedestrian and separate vehicle entrance to maintain pedestrian segregation. I would suggest parking is made available of Creynolds Lane to prevent congestion building up with a designated in and out gate. Also for the children that do walk to school, access should be maintained off Cheswick Way to avoid encouraging children to walk along a road with a speed limit of 40mph and a restricted footpath.</p>		
33	09/11/2020 15:18 PM ID: 152014846	<p>Cheswick Green can not cope with more vehicles particularly around school. The roads are already too narrow to cope with volumes of traffic now, people park dangerously on the corner of Creynolds Lane/Cheswick Way, parents also park on both corners of Saxon Wood Road, making it difficult for children to see and cross safely. An increase in numbers of parents bringing children to school in a car will push people to park on neighbouring residential roads. The new development would not result in a larger before/after school club, the library would be tiny as would the hall which looks the same size yet all these facilities are meant to accommodate an increase in children. The access road and proposed site would encroach on yet more green belt land. The surrounding roads are not made for children/parents to walk, the existing pavements are too narrow if they exist at all or the roads are too busy/dangerous to support young children walking to school. Building new housing estates is taking more and more countryside that Cheswick residents currently enjoy. Creynolds Lane and Illshaw Heath Road are continually used like a face track and a short cut to Redditch and surrounding villages. Strict reductions would be required to ensure people's safety around all these roads. A pelican crossing would be needed outside school to ensure families could cross safely.</p>		
34	09/11/2020 16:40 PM ID: 152026852	<p>The Pedestrian access around the "Caretaker/Kitchen" areas is in excess of 100M? There are 2 key issues that need to be addressed with this:- 1/ It needs to be secure and well lit (especially in the Autumn/Winter months). As pre school children will be using this path. 2/ Existing "surface water" drainage needs to be adequate and regularly maintained to avoid flooding, slips, trips and falls and the path needs comply with DDA 1995 (Disability Discrimination Act) in all its facets.</p>		
35	09/11/2020 17:22 PM ID: 152034960	<p>Shear ridiculous moronic madness to think that even if you restrict parking around the school and lay on a bus for little Johnny that parents are not just going to drive him to school. It will lead to traffic/parking chaos and it's unsafe and dangerous not to mention the environmental implications.</p>		
36	09/11/2020 19:02 PM ID: 152045742	<p>I think this is a great project for the community. There are not enough school places due to ever increasing housing developments.</p> <p>The current school has plenty of land. The local could do with an all weather pitch for organised recreational use.</p>		
37	09/11/2020 19:02 PM ID: 152045759	<p>I think this is a great project for the community. There are not enough school places due to ever increasing housing developments.</p>		

1. Please provide any comments on the proposal that you would like us to consider.

			Response Percent	Response Total
		The current school has plenty of land. The local could do with an all weather pitch for organised recreational use.		
38	09/11/2020 22:10 PM ID: 152056415	I can not believe you are even considering this as an option. The traffic around the school at the moment is ridiculous and dangerous, approving this will only cause more danger and before long there will be an accident. It doesn't work now without a zebra crossing.		
39	10/11/2020 09:08 AM ID: 152068238	The capacity of parking space at Cheswick Green Primary School at the moment is beyond nightmare. Adding more students coming from Blythe Valley will make residents at Cheswick Green unable to get in or out their houses during busy times. Cheswick Green Village is a residential area and not supposed to cater other students from other postcode. It is not good for the environment as these students will be using their cars and produced more carbon emissions and congestions.		
40	10/11/2020 17:55 PM ID: 152128575	The school is being doubled yet the playing field will be reduced in size and hall will remain the same size. When the school holds events for parents to attend there is not enough room in hall at present so with double the children how is this adequate. The outside space for a school is so important to sports and playtime. How will you look to increase this not decrease it. Also where is the art room? Dissapeared		
41	11/11/2020 08:48 AM ID: 152152882	I consider the proposal unnecessary as there are school places available locally in good and outstanding schools.		
42	11/11/2020 08:53 AM ID: 152153276	I support the need for school places to be offered locally to where children live. However, an expansion of 210 school places, following the local addition of 210 school places created at Tidbury Green recently, when there is already a surplus of 478 primary school places across Solihull, seems a lot.		
43	11/11/2020 22:30 PM ID: 152234026	My main concern is the loss of green space for the children as a lot of the planned build looks to be on the playing field. I also worry about the traffic, it is already very busy at school drop off/ pick up times, and for those of us parents who go straight to work from school drop off it can take a very long time to get out of the village onto the Stratford Road.		
44	12/11/2020 14:26 PM ID: 152278789	I am hugely concerned with this proposal. My youngest daughter is due to leave the school in 2023, but my concerns rather than from a parental perspective are from that of a resident of Cheswick Green. At this moment in time traffic around the school is not a problem, as the school is currently staggering start / finish times as one of their measures due to COVID-19. Traffic congestion was a huge problem already pre COVID, with residents driveways consistently blocked and dangerous parking and stopping causing a few near misses with children almost being hit. We regularly received communication from the school pre COVID regarding inappropriate parking and stopping and I witnessed this myself on numerous occasions. I can't imagine the problems there will be if the school doubles in size, as the vast majority, if not all of the new pupils will be from outside the village, meaning parents will have no choice but to drive to and from school. Cheswick Green could simply not cope with this amount of extra traffic, all concentrated at the same times. Even residents of Cheswick Green drive their children to and from school due to work travel, so it is not only pupils who live outside the village, the volume of traffic would be horrendous. I must stress again how bad traffic was already pre COVID, which cannot be appreciated or seen in the current conditions with staggered starts and many parents working from home, so able to walk their children to and from school. I myself and many others who had to drive to and from work and drop & collect on way to and from work were part of the problem, which I acknowledge, but at present I along with many others are currently able to walk our children to and from school, but this will not be forever.		

1. Please provide any comments on the proposal that you would like us to consider.

			Response Percent	Response Total
		Again I would like to stress my grave concern over this proposal and do hope the residents concerns are taken in to consideration.		
45	13/11/2020 00:21 AM ID: 152320917	<p>I object to the plan to extend Cheswick Green Primary school because of the inevitable Increase in traffic to main roads in the village Namely Creynolds Lane and Cheswick Way That this would create. This would be detrimental to the community and local environment. An increase in traffic means increased congestion, outside the school and on the primary roads near by, increased danger to people crossing cheswick way near the school, a likely increase in parking in quiet residential roads around the school, increased parking on Creynolds lane which would cause danger to those seeking to travel down these roads at key times, and increase of traffic on county roads between the Blythe valley site and cheswick green . The increase in CO2 emissions within the areas is also a concern. The ability for busses, and 999 service vehicles to proceed at key times would be compromised.</p> <p>The proposal for Ches wick Place residents to access the school is fair enough. They should walk as there are footpaths to enable this but I doubt if they do. But there are no footpaths between Blythe valley & Cheswick Green and even if they were part of the plan, people don't walk- they drive.</p>		
46	13/11/2020 06:21 AM ID: 152322858	<p>The long term plan for Blythe Valley - can the Council confirm there will be no more houses built within that area within the next 10 years? If no, then why is the need for a school on site not reconsidered, given that the threshold for number of new houses will exceed that of the initial Dickens Heath plans (school built)? It seems that the number of houses falls just below the threshold to avoid this with a "don;t care" attitude to infrastructure.</p> <p>The traffic on the country roads are already at capacity: these roads are used as a cut through from the mway. St Patrick's school has hideous traffic problems at 8.15/8.35am and 3/3.15pm. This will only add cars on the road using that route as the other route will be saturated with cars going to Cheswick School.</p>		
47	13/11/2020 10:49 AM ID: 152338970	<p>For such a small village I think the proposal would have negative effects. Just the sheer volume of traffic for one.</p> <p>Lack of public transport that passes thru the 2 connecting areas (and even so, the space for buses to pass these results are narrow and dangerous)</p> <p>No public foot path from Blythe to Cheswick. Children would have to rely on parents having car as there isn't a safe route for children to walk safely.</p>		
48	13/11/2020 13:23 PM ID: 152357895	I have seen the plans and feel the expansion will bring a huge number of benefits for current and new pupils.		
49	16/11/2020 17:59 PM ID: 152567304	<p>I wish to raise my concerns around parking and drop off, currently it is dangerous to children, residents and general traffic along Cheswick Way inclusive of the Alderbrook School bus and young people that use this service. There is absolutely no respect or consideration shown to anyone, residents homes and their needs to be able to leave their own property, there are frequently "near misses" and verbal aggression and road rage behaviours can be heard too often.</p> <p>Any expansion would massively increase the risk to all parties, it cannot be managed by anyone currently therefore any change would potentially lead to more aggravation for residents, damage to properties, the environment and even perhaps the death of a child if traffic were to increase anymore !</p> <p>I seriously disapprove of any increase in traffic in Cheswick Green and particularly within the heart of the village.</p>		
50	16/11/2020 18:44 PM ID: 152571302	Cheswick Way is currently gridlocked every day, at school drop off and pick up times, due to the combination of the number of teacher's cars and then parent's cars parking on Cheswick Way. This situation will only worsen, with the increased number of cars, it is only a matter of time before a road traffic accident occurs, or even worse a child being injured. I speak as a parent of		

1. Please provide any comments on the proposal that you would like us to consider.

			Response Percent	Response Total
		children who all attended Cheswick Green Primary School, who live in the village and all walked to school, the same cannot be said for all pupils at the school, a considerable number do not live in the village, or even Solihull.		
51	16/11/2020 19:04 PM ID: 152573528	Will be severe gridlock for parents of children, locals and other commuters. This proposal will likely at least double number of cars coming and going in a very narrow window. Has this been considered for road safety as well.		
52	16/11/2020 19:21 PM ID: 152575199	There has to be major changes made to the parking situation in the vicinity of the school. Even before the proposed expansion of the school it is chaotic near to the entrance with cars parked on both sides of the road creating a narrow 'tunnel' for passing cars to use. At school opening and closing times (currently 3 times a day) there is even more traffic in the area which brings traffic almost to a standstill for about half an hour at a time. A lot of the parents park their cars half on the pavement also, which causes an issue for pedestrians, especially those with pushchairs, etc.. This will only get worse once the school doubles the number of pupils attending, especially as most of the new pupils will come from the Blythe Valley development and can only be dropped off by car. We've already lost one of our bus services through the village because of the congestion caused by the school parking problem.		
53	18/11/2020 11:15 AM ID: 152744314	Car Parking outside the school on Cheswick Way .at present appalling !!!! Staff parked on both sides of the road from 8am -5pm parents parked across residents drives everyday bus stop blocked . Road blocked all day very difficult to get past the school .A larger school would exacerbate the problem.Something needs doing NOW.allow parking on one side of the road only. NOW Frequent rows and abuse from parents parking across residents drives. Impossible to see when coming out of the drive because of parked cars. No mention of a road across the field next to my house to the back of the school.Surveyors have been in the field for two days , the road would exit into Creynolds lane near my house 174 Creynolds Lane .not on any plans !!! The roads to the Blythe valley along Ilshaw Heath are appalling. narrow potholed how are the families already living there managing ? Get something done soon . Construction traffic will not get to the school unless the parking is sorted out . We need a bigger school I am in favour of this but please sort out the traffic.		
54	18/11/2020 12:17 PM ID: 152751356	I am not opposed in principle. I have very strong doubts about parking and traffic management. I live very close to the school, at drop off and pick up times the situation varies from congestion to chaos; we have witnessed road rage, busses prevented from progress and on refuse collection day, if the time coincides it can get even worse. Motorists often use my private drive to reverse to escape the mayhem. At the moment the situation is even worse as staff seem to be parking in most of the available spaces owing to the Covid arrangements inside the school grounds. Now add double the capacity of the school with most of the extra pupils coming from further afield and we will face gridlock and chaos. Unless parking is banned from the surrounding roads, particularly Cheswick Way, I cannot see a solution. If Creynolds Lane is utilised then it becomes even less safe as there is not enough space for two way traffic and parking.		
55	21/11/2020 07:32 AM ID: 152980539	The village at the moment struggles already with traffic in the mornings , I am concerned about this due to: - more traffic causing blind spots for other moving vehicles - the safety of parents and children crossing the road - polluting the air on cheswick way even further with a mass of motor vehicles With the school expansion I am also concerned about the quality of experience for the children:		

1. Please provide any comments on the proposal that you would like us to consider.

			Response Percent	Response Total
		<ul style="list-style-type: none"> - reduction in green space for the children - disruption and noise from the works during term time - the ability of the management staff to cope with a school double the size - impact to the children on a personal level , some children may cope better with smaller number volume of kids - not enough parking for the number of staff , where will the park ? Hope not around residential streets on cheswick which already struggle with parking - travelling to school for Blythe valley residents will not be easy , back roads are already a nightmare and dangerous 		
56	22/11/2020 19:21 PM ID: 153045022	We are really concerned about the lack of parking for parents and staff. I know that it is probably only for a couple of hours each day. But staff are parking on the road at the moment when more teachers and helpers are employed where are they going to park. Cheswick Way and surrounding roads will be clogged up with cars, which then becomes in safe. Please consider a separate car Park especially for staff.		
57	22/11/2020 20:52 PM ID: 153047794	<p>Infrastructure and surrounding area:</p> <p>As a resident I am seriously concerned about the consequences of an enormous increase in parents in need to drop of their children by car. Twice a day around the start and finish of school particularly Cheswick Way and other roads nearby are impassable.</p> <p>All Cheswick Green residents will be acutely aware that the traffic situation around rush hour is already very challenging, with particularly Creynolds Lane being very congested as a consequence of it being used as a “rat-run” by an increasing number of people that have moved into new homes that have been built not only in but also nearby Cheswick Green. The situation has eased during lockdown, but is not representative of the normal traffic situation, so when doing any traffic surveys, this should be taken into consideration. With also the threat of more houses being built on the Stratford Road and Dog Kennel Lane, how are roads around the village going to cope with all this traffic? What will the environmental impact of this be, not only traffic wise, but also as to e.g. air and noise pollution??</p> <p>Proposed Extension:</p> <p>Looking at the plan, I can't see any extra space being provided regarding the hall, library and music room bearing in mind that the intake of children will be doubling. How is this situation going to be managed if the school wishes to maintain a good level of education? Especially the hall is too small for a 2-form school and the staffroom size will be inadequate for a doubling in size of teaching staff. Will they be expected to go off-site for their lunchbreak and how are staff meetings going to be managed?</p> <p>I can see that extra parking spaces are provided for and presume that all staff will be able to park within the school gates.</p>		
58	23/11/2020 08:32 AM ID: 153056695	<p>The parking will need to be addressed if this is to go ahead. With the existing number of children in the school all the local roads are full of cars. If you double the size of the school you will make this problem so much worse. I believe the current parking situation during school hours is already too dangerous to consider adding additional pupils to the school.</p> <p>Why, when building a new estate at Blythe Valley are there no plans to add the appropriate services to that estate such as shops, schools and doctors. This was done when building Monkspath and Dickens Heath so why not Blythe Valley. You are just adding pressure on already overstretched local services.</p>		
59	23/11/2020 15:29 PM ID: 153096640	Traffic around Cheswick Green school is madness now ! I have almost been hit by cars reversing a child would stand no chance as would not be noticed by the driver. We have already absorbed the new estate Cheswick place that has already impacted on village life school Doctors are both overwhelmed.		

1. Please provide any comments on the proposal that you would like us to consider.

			Response Percent	Response Total
60	23/11/2020 16:32 PM ID: 153105875	the school is unable to cope with the extra volume pupils. Even with enlargement the extra traffic at drop of and pick up times will be chaos as parents will have to use there cars to travel from the blythe valley estate .		
61	23/11/2020 18:45 PM ID: 153124206	I would like you to consider the chaos that this is going to cause on Cheswick Way and surrounding areas. This is a none starter as a plan this was ment to be a village school accomandating the children from the whole of the village,I stress the village. Look at these plans again with all the building in the area you propose to do in the future. What are you doing with all the rates we and these new residents already pay? Nice place to live ,it was! Now it's just a money making idea for the council. When reviewing plans please consider in frastructure at present there doesn't seem to be any. No transport and no doctors no hospitals.		
62	23/11/2020 18:46 PM ID: 153124227	I would like you to consider the chaos that this is going to cause on Cheswick Way and surrounding areas. This is a none starter as a plan this was ment to be a village school accomandating the children from the whole of the village,I stress the village. Look at these plans again with all the building in the area you propose to do in the future. What are you doing with all the rates we and these new residents already pay? Nice place to live ,it was! Now it's just a money making idea for the council. When reviewing plans please consider in frastructure at present there doesn't seem to be any. No transport and no doctors no hospitals.		
63	28/11/2020 17:33 PM ID: 153523293	Cheswick Way is a nightmare at school time with cars parked outside the school. Cars and buses can't get past when the school kids are leaving school. I live in Badger Close and cant park outside my house at the best of times as we don't have drives,if the school is doubling in size parents will have to park in other surrounding roads. Cheswick Green used to be a nice village school but not anymore		
64	28/11/2020 18:52 PM ID: 153525941	I am a childminder and it is a nitemare to cross the roads by the school at the present time without a increase in numbers of children and vehicles . I also live in badger close and feel the increase cars with impact on being able to park outside my house .		
65	28/11/2020 20:28 PM ID: 153528677	Whilst I appreciate that more school places are needed in this area, Cheswick green does not have the infrastructure to cope with this. The road around the school is always blocked in the morning and afternoon , this is on a bus route with buses often struggling to get past. Is there going to be a car park for parents to drop children off as this would be needed you cannot expect someone leaving outside the village to walk or use public transport. Obviously more class rooms would be added but what about school canteen, library if there is one more outside space, toilets all of these things would have to double in capacity I feel the best option would be to build a new school on Blyth valley. I have a son who is due to start school in Sept 2022 and if it was given the go ahead to expand would seriously have to think about sending my son and then his sister a couple of years later there as I would be concerned that standards would slip in these confined spaces the school has only be rated as good and in some areas does not score well so I would probably look at other schools in the area.		
66	29/11/2020 15:44 PM ID: 153551954	Why is our 200 pupil school, with no room for over 400 pupils being considered when under The Primary Schools Strategic Framework, a built for purpose school is not constructed near where it is needed, like Blythe Valley. To make children have to travel by car when we are trying to make the next generation more healthy seems wrong. The council, under the presumption route, has a business case for a new school.		
67	29/11/2020 21:07 PM ID: 153563076	Traffic - congestion is already a huge problem on Cheswick way by the school. It is almost impossible to exit or enter Cheswick Way during 8.30 - 9.15 and 3.00 - 4.00 and at times at midday. Doubling number of parents driving the		

1. Please provide any comments on the proposal that you would like us to consider.

			Response Percent	Response Total
		<p>extra 200 pupils will cause utter mayhem. Cars are frequently parked across resident drives, 1/2 on the footpath, including on corners of Badger Close and Foxland Close, very dangerous already. A school bus from Blythe Valley would not be used because the 4/5/6/7 year olds and probably older would have to have a parent or adult with them. The adults would have no transport to then go on to work, return home etc..., There would double the existing air pollution from all of these vehicles. Nor would a school entrance in Creynolds Lane help, traffic already tails back from the CreynoldsLane /A34 junction, in the rush hour causing big delays.</p>		
68	30/11/2020 12:21 PM ID: 153592001	I am on the PTA and the school can't cope now with lack of funds how can it cope with 400 children. The children are going to suffer with their education		
69	30/11/2020 13:35 PM ID: 153599081	Happy for this proposal to go ahead		
70	30/11/2020 23:22 PM ID: 153645218	<p>The idea of this proposal to expand is absolutely not practical. I live in Beechwood Close and it is a constant battle to get out of this road and onto Cheswick way every morning and afternoon during school runs.</p> <p>It would be dangerous to children and adults crossing Cheswick Way with the extra traffic this would create along with the traffic on Creynolds Lane which in itself is an absolute nightmare.</p> <p>I also find that parents use our close as a drop off and pick up point.</p> <p>I have lived in this village for 20 years and I am saddened how things are changing and the attraction of Cheswick School is the size of it and how you get that personal interactive learning. I really do think you will ruin the area and the school with this expansion.</p> <p>I am strongly objecting to this expansion as a resident that lives right by the school, I see on a regular basis the issues with traffic.</p>		
71	01/12/2020 10:24 AM ID: 153661552	<p>1) Traffic in surrounding area to school is very heavy at peak times hence you need to avoid the area completely and only egress the estate via the shops pushing all traffic through the village towards one junction 2) Parking around surrounding area to school is already ridiculous and seems to get worse month on month with vehicles parking on double yellow lines, across driveways and double parking which will hinder emergency vehicle access and is causing frustration amongst local residents 3) The Bus stop near to school is now not in use due to the congestion which leads to longer journeys for the elderly of the village many of whom rely on the bus service 4) Vehicles regularly speed through the village and along Creynolds lane hence it is just a matter of time before there is a serious accident, adding more traffic will merely increase the risk.</p>		
72	01/12/2020 12:53 PM ID: 153679173	<p>I feel strongly that the Council should reject the application to extend Cheswick Green Primary School. The Council will no doubt receive the same objections before, but they are nevertheless valid. Cheswick Green Parish Council have penned a detailed response to the consultation a copy of which is attached. It is, in my opinion a well thought through and balanced response to the consultation. The summary on page 4 covers my primary objections, but for clarity I repeat them here;</p> <p>The consultation lacks proper detail and expanding Cheswick Green Primary School is an easy option without any recourse to the implications for the local area. It seems no other options have been given any detailed consideration The primary concern of the Parish Council is the expansion of the school with exception to other criteria. Will the school be 'fit for purpose' appears to be a secondary consideration and the impact on residents not a consideration at all. Residents do not need a commissioned traffic and highways appraisal to know that whatever mitigation is recommended congestion will far worse than present.</p>		

1. Please provide any comments on the proposal that you would like us to consider.

			Response Percent	Response Total
		The Parish Council would ask the Councillors concerned to reject the expansion of Cheswick Green Primary School when so many questions posed require answers and seek an alternative location to accommodate the children within Blythe Valley or Hockley Heathy		
73	01/12/2020 22:05 PM ID: 153730223	Additional car parking area seems very small for an additional 200 children. Assuming one parent drops 2 children off to school, this in an extra 100 cars arriving into an already crowded drop off zone at the same time.		
74	01/12/2020 22:13 PM ID: 153730532	<p>I'm not sure if I mis-read the plan but there doesn't seem to be a suitable path with sufficient lighting that runs from Blythe Valley to Cheswick Green for parents and children to walk to and from school.</p> <p>For me personally, this would be a must to prevent a build up of traffic in the area, help the environment, encourage fitness and develop links between the communities.</p> <p>Please consider this as a top priority.</p>		
75	01/12/2020 22:22 PM ID: 153730916	Cycle path / pavement between Cheswick Green and Blythe Valley to reduce congestion and promote a well balanced lifestyle		
76	02/12/2020 17:59 PM ID: 153800502	<p>The traffic outside of the school is horrendous as it is with many arguments and people parking illegally and inconsiderately which makes it dangerous for children going to the school, for people driving past, and for residents surrounding the school getting off their drives.</p> <p>This will not only increase traffic to the school but also on all surrounding roads which is already bad, pre pandemic you could queue for almost half an hour to get out of creynolds lane to the Stratford road (even after the traffic light system was changed).</p>		
77	02/12/2020 19:45 PM ID: 153807643	<p>Substantially increasing the pupil capacity of the school with no incremental size of the hall, after school club, library, music room, staff room, reception and reducing the size of the outdoor playing areas doesn't appear to be taking in account the children learning or well being needs. It feels like fundamental number have been met with no allowance for anything else.</p> <p>Surrounding area and infrastructure has not been reviewed sufficiently. At peak times now (even with an increase in people being able to walk to/from school due to many people working from home due to covid restrictions) the roads near the school are very congested and has been for many years. Suggestion such as restricting parking outside the school will only move the problem further down Cheswick Way and onto Creynolds Lane, not resolving the issue.</p> <p>Majority of new pupils will not be walking to the school - Blythe valley is accessible via a narrow B road with no designated path or Stratford Road which is heavily congested at peak times. A bus service has been mentioned as a solution. This is ideal for secondary aged pupil as they are independent enough to travel alone. Is there an expectation that young children to travel alone on the bus?</p> <p>With the build of the new estates well established and people already moving in, how will the eligible pupils be schooled in a safe pro-learning environment?</p>		
78	02/12/2020 19:45 PM ID: 153807650	<p>Substantially increasing the pupil capacity of the school with no incremental size of the hall, after school club, library, music room, staff room, reception and reducing the size of the outdoor playing areas doesn't appear to be taking in account the children learning or well being needs. It feels like fundamental number have been met with no allowance for anything else.</p> <p>Surrounding area and infrastructure has not been reviewed sufficiently. At peak times now (even with an increase in people being able to walk to/from</p>		

1. Please provide any comments on the proposal that you would like us to consider.

			Response Percent	Response Total
		<p>school due to many people working from home due to covid restrictions) the roads near the school are very congested and has been for many years. Suggestion such as restricting parking outside the school will only move the problem further down Cheswick Way and onto Creynolds Lane, not resolving the issue.</p> <p>Majority of new pupils will not be walking to the school - Blythe valley is accessible via a narrow B road with no designated path or Stratford Road which is heavily congested at peak times. A bus service has been mentioned as a solution. This is ideal for secondary aged pupil as they are independent enough to travel alone. Is there an expectation that young children to travel alone on the bus?</p> <p>With the build of the new estates well established and people already moving in, how will the eligible pupils be schooled in a safe pro-learning environment?</p>		
79	04/12/2020 13:56 PM ID: 153942429	<p>Where are the extra parents going to par. Cheswick Way is already like a blocked car park at drop and collection times? There is simply no-where for them.</p> <p>Will all school staff be able to park within the school grounds? It is not appropriate that they should have to park outside my house</p> <p>Why is the hall for 200 children is the same size for 400 children? This is not adequate.</p> <p>Why is the after-school club for 200 children is the same size for 400 children? This is not adequate.</p> <p>Why is the library for 200 children is the same size for 400 children? This is not adequate.</p>		
80	04/12/2020 19:31 PM ID: 153971880	<p>There is not enough parking for the size of this school. Traffic is already congested at drop-off and collection times which makes crossing the road dangerous. These plans would have a detrimental effect on the safety of children and their carers.</p> <p>The new houses that are planned on Dog Kennel Lane put an added strain on local services and increase the risk of flooding.</p> <p>There are no public transport changes included in the draft</p>		
81	05/12/2020 14:17 PM ID: 154001965	<p>Parking at school and on road outside, too much traffic surrounding the school, playground space would not be enough for the children, the school hall would not accomodate 420 children. Cheswick green is a village with a good community feel to it. Having a large school would change it. I have lived on Cheswick green for 43 years, and sent my two children to the school, where they were very happy. It is sad to know that it will not be the same experience for my grandson who currently goes to the school, if the school were to expand.</p>		
82	06/12/2020 17:12 PM ID: 154044645	<p>The proposal to double the capacity of Cheswick Green School appears to be a cheap fix which does not provide either staff or pupils with the best environment for learning or teaching and with little concern for the local residents. The plans show reasonable classroom provision but little in the way of expansion for communal facilities (with the exception of toilets) for double the number of pupils and, presumably, teachers and support staff. This may well impact on the wellbeing of pupils and staff alike.</p> <p>In addition to the above, the impact on road safety, traffic congestion and atmospheric pollution does not seem to have been considered fully and impact on local residents, not at all.</p> <p>Since the majority of additional pupils are likely to be from the expanding catchment area, such as Blythe Valley and other new developments, it is evident that most will arrive by motorised transport, i.e., car or bus; even with new footpaths busy parents with work to attend will shun long walks and use</p>		

1. Please provide any comments on the proposal that you would like us to consider.

			Response Percent	Response Total
		<p>their cars, resulting in even more traffic chaos. At present, local residential roads are daily choked with cars, often badly parked, obstructing driveways or half on the pavement; Cheswick Way between Saxon Wood Road and Creynolds Lane is reduced to a single lane by vehicles parked on both sides and a steady incoming traffic stream from the latter makes it very difficult to leave via Cheswick Way. There has been a number of incidents in the past with near misses and at least one serious accident. Introducing parking restrictions will only push the problem deeper into residential roads, giving rise to further confrontations between parents and residents.</p>		
83	06/12/2020 17:14 PM ID: 154044727	<p>I understand the need to increase the number of primary school places in the borough. However I am concerned about the expansion plans for Cheswick Green primary. The number of classrooms look sufficient for a two form entry but the facilities don't appear to have increased. The hall and other communal areas haven't been increased, how will double the number of children be accommodated? Presumably more restricted to the classroom? The outdoor space will evidently be reduced too. Parking and traffic outside the school is currently a problem, twice the number of pupils will only make this work, what are the plans for parking? Is the plan to have more teachers?</p>		
84	07/12/2020 15:59 PM ID: 154107648	<p>The proposed extension to Cheswick Green School is recognised as being short term. It will be outdated in the very near future as Solihull council pursue their policy of building more and more houses on the remaining green fields, especially in the areas surrounding Blyth Valley and Hockley Heath. The immediate extension to Cheswick Green village School shows no consideration to the local environmental issues, extra traffic using the roads that border the existing school .parking early morning and at the middle of every afternoon five days per week, in the roads adjacent to the school, blocking drive ways of residents trying to make their way to places of employment,not to mention dangerous pollution affecting both local residents and children attending the school,Not to mention those cars parked by parents on a bus route.</p>		
85	07/12/2020 20:11 PM ID: 154128585	<p>Cheswick Green cannot cope with any more developments Five years ago, Cheswick Green had 1000 dwellings; at present there are 2000 dwellings. By the time Blythe Valley is complete there will be 3000 dwellings. If this development goes ahead there will be 4000+ dwellings. A disproportionate number of houses are being built in Cheswick Green compared to the rest of the Borough. Not enough houses are being built on brownfield sites. Even more problems accessing local services This development will put further strain on the NHS for your hospital appointments, operations, and a longer to wait to see your Doctor. There is no plan to build a new GP surgery alongside these houses. Strong likelihood of more flooding Some of you will have suffered from flooding recently. The more green space that is lost to housing the greater, the likelihood of future flooding to a greater extent. Following the flood of 2109, a report was produced by Solihull MBC, but little finance is available to protect your homes even though the responsibility lies with Solihull MBC. Travel, employment and public transport Consider how much longer will it take you to get to and from work with already busy roads likely to become gridlocked at peak times. There are no local employment and public transport benefits and a new transport policy is not included within the draft plan.</p>		
86	07/12/2020 22:54 PM ID: 154135841	<p>I wish to lodge my objection to the proposed expansion of Cheswick Green School. For some considerable time now, the local surrounding area around the school entrance in Cheswick Way has had to put up with unacceptable levels of parking (both correctly and anti-social ie parking across peoples drives) along Cheswick Way ,Foxland Close, Badger Close and even Saxonwood Road, at the start time of school, to some degree lunchtime and finally school pupil closing time, from parents wishing to drop off and pick up</p>		

1. Please provide any comments on the proposal that you would like us to consider.

			Response Percent	Response Total
		their children, and also members of staff who also park their cars along Cheswick Way rather than use the car park inside the school boundry. To increase the size of the school, certainly by the numbers suggested will only make matters much worst than they already are at the moment.		
87	08/12/2020 20:05 PM ID: 154223735	Some aspects of the plan eg school hall, staff room will not be big enough for the extra students. It will put too much pressure on the local area and infrastructure. Most of the immediate neighbours are elderly - consider the impact of the extra traffic on them.		
88	10/12/2020 09:14 AM ID: 154335658	The plan seems to be not well thought out, other than extra classrooms a lot of the school space including the school hall, staff room etc doesn't look any bigger considering there will be double the amount of pupils, parking and traffic is a huge concern, there will be more cars parked throughout Cheswick green and possibly blocking driveways etc of residents who have never been affected previously. It seems very strange and not environmentally friendly what so ever that children from Blythe Valley are practically forced to drive to school as there is no other option given the fact we should be working hard to save our planet which is crucial in upcoming years. Even with a parking area for parents this is likely to cause congestion on access roads to Cheswick Green such as Creynolds lane making it harder for residents to leave the village for work etc in the morning and with extra traffic from other developments being built it will feel like Cheswick Green will be shut off like a little island where everyone cannot get in and out of the village as the infrastructure isn't there. Even with a "park and stride scheme" this does help or make sense for parents who are trying to juggle work and school drop offs as they then have to fit a a wall of 20 minutes twice a day just for the school run and this isn't always possible and may put parents off the school. It is a village and the school represents the village well I don't feel a two form entry school is the answer to the problem. The plan seems like it has been rushed and doesn't make sense or have the best interests of the pupil, staff and parents		
89	10/12/2020 11:20 AM ID: 154354614	Please don't do this. As a resident trying to get out of my close in the morning, it's already too congested. Traffic parked or idling on both sides of cheswick way make it very difficult to get onto creynolds lane. Parents tend to abandon their cars on Foxland and Beechwood, it's already stressful trying to park by my house don't make it even worse. I note cars parked all day now, seems to me like there isn't enough staff parking as it is. My hayfever and asthma get worse every year, it's a known fact pollution aggravates these conditions. I have 4 children who live with me and more traffic means more pollutants hanging in the air. Cheswick green is a small village which does not have the capacity to expand the local school, there just isn't enough room.		
90	10/12/2020 18:51 PM ID: 154405336	The proposal to expand Cheswick Green Primary school to double the capacity is a proposal that wilfully ignores the wishes of local residents. The school already caters adequately for the needs of Cheswick Green and of current surrounding areas. The idea that the school should be doubled in size is clearly to accommodate residents moving into new build accommodation and beyond. The chaos which ensues outside the school at the beginning and end of the school day already, has never been addressed meaning those living on Cheswick Way are often hostages in their own properties. The traffic bedlam is dangerous to those residents, school children, parents and staff. The thought of potentially another 200 cars descending on our peaceful village is very scary, the current situation has lead to a bus services being curtailed and changing route to avoid the mayhem meaning elderly and infirm residents have to walk a significant distance to get the bus or are no longer venturing out. The arguments for expansion are very weak given one of the so called key benefits is that kids who do not get on together can be moved to another class! Is the school unable to manage poor behaviour? The argument that the school is somehow underfunded is also confusing, increasing the budget to		

1. Please provide any comments on the proposal that you would like us to consider.

			Response Percent	Response Total
		allow the expansion does not translate into an improved funded school just a bigger budget.		
91	10/12/2020 19:43 PM ID: 154408835	<p>I have marked resident but I am also a parent of children at the school.</p> <p>I don't think Cheswick Green school should have to expand because the new houses being built in abundance in the borough should have schools built next to them.</p> <p>The infrastructure in Cheswick green cannot cope with the amount of traffic chaos this would cause. I work in Birmingham centre and its a nightmare getting out of Cheswick in rush hour as it is.</p> <p>I also don't think the park and stride in the village centre would work as that just pushes the problem elsewhere.</p> <p>Blythe valley kids would have to come by car which is madness- why not build a school there? (2 form entry if you like)</p> <p>Also, I think the design of the school does not look fit for purpose. Double the amount of kids but no bigger hall? Same for the wraparound service.</p>		
92	11/12/2020 00:25 AM ID: 154419551	<p>The increased traffic to the area is a real concern, with cars parking all around the local roads will increase as well as making Cheswick Way even more busy than it currently is. A suggested Park and Walk will this be used when it raining! I am sure people will want to get nearer to the school. I don't think the location of the school will cope with increased traffic in/out Creynolds Lane and will potentially back further down Cheswick way. Where will increase numbers of staff park? Will they take up further spaces on the roads increasing to the number of cars parking round the area.</p> <p>Further concerns are as a parent of a child attending the school is thay nothing is increasing in size or facilities to accomodate the extra numbers of pupils and staff, the hall is the same, the before and after school club (chimps) is same size or smaller, the library is the same, size as is the staff room, nothing is increasing to accommodate double the capacity, the reception area size not adequate for increased use, there is nothing on the plans that benefits the current pupils, the plan is to double capacity but squeeze it into same size facilities, this make no sense and only has negative effects for the school, Tmthe school is not increasing its size or quality of facilities it is decreasing the current quality of facilities to accommodate extra capacity.</p> <p>How is expanding Cheswick Green School the answer for schooling for Blythe Valley. It is promoting the use of road vehicles to get to school, its not a greener solution, its not the heathly solution for children and as I have already mentioned it will add to congestion and traffic build up in and around the village which is already at a level that it cannot take further increases to road traffic, it will affect the roads in and around the school, it will impact the safety of our children making it more dangerous, it is less Greener with added pollution to the area.</p> <p>Cheswick Green School expansion is not the solution to schooling for the added housing developments. The impact on the school and local area is only that of a negative one.</p> <p>There is no eco friendly consideration, the environment is impacted negatively impacting pupils, staff and local residents, the school will no longer be an eco friendly environment for the children to learn within.</p> <p>I don't think the plans are fit for purpose for doubling the capacity of pupils from 200 to 400</p>		

1. Please provide any comments on the proposal that you would like us to consider.

			Response Percent	Response Total
		The highways appraisal of traffic will not represent the residents views on the congestion of traffic that this will bring		
93	11/12/2020 00:25 AM ID: 154419552	<p>The increased traffic to the area is a real concern, with cars parking all around the local roads will increase as well as making Cheswick Way even more busy than it currently is. A suggested Park and Walk will this be used when it raining! I am sure people will want to get nearer to the school. I don't think the location of the school will cope with increased traffic in/out Creynolds Lane and will potentially back further down Cheswick way. Where will increase numbers of staff park? Will they take up further spaces on the roads increasing to the number of cars parking round the area.</p> <p>Further concerns are as a parent of a child attending the school is that nothing is increasing in size or facilities to accommodate the extra numbers of pupils and staff, the hall is the same, the before and after school club (chimps) is same size or smaller, the library is the same, size as is the staff room, nothing is increasing to accommodate double the capacity, the reception area size not adequate for increased use, there is nothing on the plans that benefits the current pupils, the plan is to double capacity but squeeze it into same size facilities, this makes no sense and only has negative effects for the school, The school is not increasing its size or quality of facilities it is decreasing the current quality of facilities to accommodate extra capacity.</p> <p>How is expanding Cheswick Green School the answer for schooling for Blythe Valley. It is promoting the use of road vehicles to get to school, it's not a greener solution, it's not the healthy solution for children and as I have already mentioned it will add to congestion and traffic build up in and around the village which is already at a level that it cannot take further increases to road traffic, it will affect the roads in and around the school, it will impact the safety of our children making it more dangerous, it is less greener with added pollution to the area.</p> <p>Cheswick Green School expansion is not the solution to schooling for the added housing developments. The impact on the school and local area is only that of a negative one.</p> <p>There is no eco friendly consideration, the environment is impacted negatively impacting pupils, staff and local residents, the school will no longer be an eco friendly environment for the children to learn within.</p> <p>I don't think the plans are fit for purpose for doubling the capacity of pupils from 200 to 400</p> <p>The highways appraisal of traffic will not represent the residents views on the congestion of traffic that this will bring</p>		
94	11/12/2020 09:25 AM ID: 154430836	<p>The expansion of Cheswick Green School seems like a simple idea; there is space on the school grounds for new classrooms and for additional ancillary, but important, elements such as library, hall, toilets, staff room and parking etc. These latter items seem to be missing from the current proposal, I presume solely on cost grounds. Effective doubling of the number of pupils and staff means that increase in these spaces will be essential.</p> <p>The Council Officers have proposed the solution because of Government restrictions to the building of new schools. This present solution whilst superficially attractive will cause great problems outside the school gates even if the ancillary spaces are increased.</p> <p>My main objections to the current proposal centre around the local infrastructure, transport parking and travel.</p> <p>There have been major parking problems around the school for many years. In the past I was a governor at the school and many attempts were made to</p>		

1. Please provide any comments on the proposal that you would like us to consider.

			Response Percent	Response Total
		<p>solve the parking and traffic obstruction issues without success. Even now, buses cannot travel from Creynolds Lane into Cheswick Way and pass the school. What is the proposed solution to this problem?</p> <p>In the proposal there is no mention of potential solutions apart from the inevitable traffic survey which from past experience will always deliver an answer to support the preferred option.</p> <p>Additional parking restrictions outside the school gates will only transfer the problem further into the village or onto Creynolds Lane.</p> <p>It has been suggested that a road is constructed from Creynolds Lane to a parking area to the rear of the school grounds to provide additional staff parking and drop-off/pick-up for parents before and after school. This road would provide a catalyst for undesirable further development in the fields beyond the school grounds. There would also be the potential for a further traffic bottleneck in Creynolds Lane.</p> <p>It is not clear from the proposal how the extra children, mostly from Blythe Valley, will travel to school. It is not feasible for them to walk along the current roads or public footpaths which are quite busy, narrow, with some parts subject to flooding. Free or subsidised buses is an option.</p> <p>All this would be solved if a site for a one from entry school could be identified in Blythe Valley or other nearby place.</p> <p>Overall the proposal is very simplistic and there is an alarming lack of detail and some serious omissions.</p>		
95	13/12/2020 12:03 PM ID: 154582058	<p>This is DANGEROUS, CHAOTIC and downright ridiculous. You want to add another tier into an already small village school that can't cope with the volume of traffic as it is! Creynolds Lane is a 40mph road with a blind bend leading from the Stratford Road end. Let me remind you that Primary School ages are 5-11 year olds, every parent from Blyth Valley 2.2 miles away will not put their children on buses we are not the USA, they will not walk to school they will drive to school, so you want to add another 200 plus cars twice a day at the same time into an already chaotic area that cannot cope.</p> <p>I am disgusted that the Governors and SMBC seem to be on board with this, have any of them got off their nice comfy chairs and come to have a look when school starts and ends, so they can see for themselves how ridiculous this situation already is? I can guarantee the answer is NO. Until one day all this happens and some poor child will either be injured or killed because of your acts of stupidity. The school is too small even with your plans to increase it with a couple of new classrooms and will be detrimental to the learning of small children being cramped up in such small places.</p>		
96	13/12/2020 15:32 PM ID: 154592027	<p>I have read some of the proposals on line and the proposals as presented by the Parish Council. If the Head Teacher and Governors have the support of the parents, I see no reason to object.</p> <p>However the question of transport and parking must have more detailed consideration.</p>		
97	14/12/2020 17:58 PM ID: 154671953	<p>I do not believe it makes sense to expand Cheswick Green Primary School for a number of reasons. Firstly the education of the children, at present the school receives a 'good' Ofsted rating so there is room for improvement. Expanding the school to cope with numbers is 1 thing but how will the expansion improve the education of the children attending? No detail has been given regarding this and the current Head Teacher at the school will not engage with parents to discuss this, which I believe is for reasons on personal benefit should this proposal proceed. There is also local environmental issues from both the building work and lost green space of the school field and increase in traffic pollution as a direct result of neighbouring villages having to commute to the school. Having reviewed what little of the proposal is available</p>		

1. Please provide any comments on the proposal that you would like us to consider.

			Response Percent	Response Total
		<p>I am also concerned no thought has been given to the impact the additional pupils travelling to school will have on the area, the environment as well as the health and potential for accidents to occur on Cheswick Way. I live directly opposite the school and therefore the proposal to expand has more direct impact on my family than many others in the village. Parking on Cheswick Way during school times is already busy, outside of school collection times there are regularly 10+ cars parked on Cheswick Way all belonging to staff at the school, making the road a chicane and an obstacle course for larger vehicles to manoeuvre, we have been subjected to disputes on: drive way obstructions and poor parking, the response has been 'you purchased the house by the school'. This shows how difficult parking has become and how agitated parents have become at drop off/pick up. These incidences has been reported and is still a regular occurrence. A larger school means more staff and the plans do not appear to take this into account. During drop off and collection times which last for circa 45 minutes in the morning and potentially longer in the afternoon Cheswick Way is an accident waiting to happen, it is only a matter of time before a serious car crash will happen or a child will be potentially knocked over or worse. Doubling the size of the school means doubling the number of cars potentially travelling into the area, this in my view doubles an already high chance of a serious accident. There is currently limited parking for disabled parents/children so people are forced to park on the double yellow lines or across home owners drives. I have personally witnessed at least 6 near misses and have only lived at this address for 2 years, more thought needs to be given to the school entrances and drop offs should this plan go ahead. Having reviewed the plans it also appears a number of class rooms do not meet size specifications so we do not believe there is actually adequate space for the planned expansion. It appears to be a short term view and not 1 taking into account plans for the future or updated guidelines considering we are in a global pandemic where spacing is suggested as most important factor. Although vaccines are on the way, it is likely there is potential that the changes to space provision will continue to be required well into the future. Again we therefore do not believe these plans take this into account. We also have concerns on the proposed catchment area for the school and are amazed this was not challenged when the Blyth development was agreed. The distance from Blyth to Cheswick and the available routes are only going to lead to more cars travelling into the area at rush hour coupled with the proposal to build on Dog Kennel Lane, which we have also objected to, the local roads struggle to cope with the traffic now. Creynolds lane to the Stratford road used to service just Cheswick Green. It now services Cheswick Green, Cheswick Place, those from Dickens Heath who do not use Dog Kennel lane as well as parts of Earlswood, encouraging parents from Blyth to travel into Cheswick via that route will not improve the situation. The other route into the village via illshaw Heath has seen many accidents, despite plans to improve this junction, more cars will equal more potential for accidents.</p>		
98	17/12/2020 15:17 PM ID: 154930642	<p>Main Issues are Traffic / Parking / Access Expanding the school would exacerbate the long standing issues with traffic and car parking on Cheswick way and Creynolds Lane. At least twice a day passing by the school entrance and surrounding roads is already difficult, slow and potentially unsafe due to poor visibility for pedestrians and drivers as well as very little space to pass.</p> <p>As the expansion being proposed is largely to facilitate space for residence of Blyth valley development and there is no direct pedestrian access for children to walk to school (especially bearing in mind their ages). I can only assume a significant proportion of parent from BV will drive to the school to drop off the kids. This (I assume) is in contrast to many Cheswick Green residing pupils will walk to school (accompanied or not). As such (I would assume) even though the school capacity is proposed to double traffic and drop-off's would increase by a great deal more than that. Thus making the traffic problem disproportionately worse.</p>		

1. Please provide any comments on the proposal that you would like us to consider.

			Response Percent	Response Total
		<p>Also there is already significant traffic getting into and out of Cheswick green area. The main access roads (1) Creynolds Lane/Stratford Road Junction, (2) Tanworth Lane / Dickens Heath Road / Blackford Road / Junctions, (3) Illshaw Heath Road/ Vicarage Road, (4) Salter Street</p> <p>a) (1) and (2) Is already frequently queuing and this would be made worse.</p> <p>b) (3) and (4) are lesser used routes but include smaller roads with some road safety / visibility challenges.</p> <p>c) the most direct route from Blythe valley residents to get to Cheswick green School would likely be via Kineton Lane/Illshaw Heath Road/Creynolds lane/Cheswick way. This would increase traffic around the edge of Cheswick green related to 2 different access paths. I am aware that the council appears to be discouraging traffic using Kineton Lane towards Cheswick green from Blythe valley as indicated by single lane traffic restriction / traffic calming on Kineton Lane. This traffic calming however already has the result of making access more difficult (as I assume intended) but appears to me to be an indication that the intention that access travel should be via Kineton lane connection to Stratford road. Given this the council / planning suggested path for BV residents would be via Stratford road, across J6 of M42 and up stratford road and into Cheswick green via Creynolds Lane. This path is already highly congested with frequent queue on normal days back to the motorway. This does also ask why new facilities for BV residents would be provided from a location in a direction that the traffic planning is actively discouraging.</p> <p>Facilities / planning for the future I can see that increasing the size of Cheswick green primary would allow for more facilities (economy of scale for larger student count) however I would have concerns that any plan (expansion or new school) does not simply tactically add-on the bare minimum to “cope” with increased capacity. The site of Cheswick green primary is not large and the plans to expand doesn’t appear to have significantly increased communal, clerical or facilities spaces, also outdoor space (playground, playing fields and staff/vistor parking) doesn’t appear to have been significantly upgraded given the doubling of school Student and I would assume staff numbers.</p>		
99	17/12/2020 16:09 PM ID: 154935333	<p>This expansion should not go ahead for a number of reasons. The proposed facilities are only adequate and therefore do not give the impression that the children will be getting the education they deserve. It appears that the hall, library, music room and after school club will remain the same size and there is no increase to the size of the staffroom despite the extra staff that will be required. Parking must be provided for staff on site, but there is no indication that this will be the case. Currently many staff already park on Cheswick Way which is a problem. Expecting children to travel here from Blythe Valley is not acceptable as most, if not all, would need to be brought by car as the distance is too great for small children to be expected to walk and there is no safe footway in any case. This is completely against any green credentials the council is trying to promote as this would add to the carbon footprint considerably and the pollution caused would be harmful to children and adults alike. Parking around the school has been a problem for many years and this proposal would make the situation far worse. Nearby residents have been inconvenienced and arguments have occurred. One bus route no longer goes through the village as a result of the problems and this has meant that residents, many elderly, have to walk to Creynolds Lane and cross a very busy road to catch the bus. This road will get even busier if this goes ahead. The whole project has not been properly thought through. it gives the impression that the council is trying to find the maximum number of places at minimum cost with little thought for future generations or for the current residents of Cheswick Green.</p>		
100	17/12/2020 17:56 PM ID: 154944030	<p>Extra traffic and pollution generated at peak times. Noise level created by another 200 children.</p>		
101	18/12/2020 11:25 AM ID: 154979923	<p>The plans appear to suggest that the hall, library, music room and after school club will not be expanded to include double the number of children. Nor do the</p>		

1. Please provide any comments on the proposal that you would like us to consider.

			Response Percent	Response Total
		<p>toilet facilities.</p> <p>The plans do not comment on whether the most up to date technology will be used in line with future developments and commitments for north of the borough.</p> <p>Currently, the traffic outside the school is very dangerous. There is no capacity for additional parking or vehicles. Furthermore, once children have been dropped at school many parents then travel to work. Increasing the traffic on creynolds Lane down towards the traffic lights would cause major congestion.</p>		
102	18/12/2020 11:22 AM ID: 154979713	<p>The plans appear to suggest that the hall, library, music room and after school club will not be expanded to include double the number of children. Nor do the toilet facilities.</p> <p>The plans do not comment on whether the most up to date technology will be used in line with future developments and commitments for north of the borough.</p> <p>Currently, the traffic outside the school is very dangerous. There is no capacity for additional parking or vehicles. Furthermore, once children have been dropped at school many parents then travel to work. Increasing the traffic on creynolds Lane down towards the traffic lights would cause major congestion.</p>		
103	18/12/2020 11:31 AM ID: 154980538	<p>I can see absolutely no merit in this plan:</p> <p>Education: Twice as many pupils, but not twice the space. New buildings take away outdoor space from casual and organised games. We are constantly being told that our children are obese and unfit. There seems to be something of a contradiction here. The library, hall and music room are not being enlarged, these facilities are essential to provide an all round education. The number of teachers must increase, so should their space. Experience tells me that working in a cramped environment is not conducive to good work.</p> <p>Health & Safety: It is well known that chaos occurs at arrival and departure times. More traffic makes serious accidents far more likely, and more cars will be left on the road since there is already inadequate parking for staff. A school bus will be impractical as the present inadequate service was changed to avoid the school entrance causing considerable difficulty for elderly and disabled residents like myself (TWM had no problems running double-deckers!??)</p> <p>Environmental: More cars will increase pollution and keep the carbon footprint at too high a level.</p> <p>Residents: The behaviour of parents towards residents around the school is disgraceful both abuse and threats have been made. More people will worsen this problem.</p>		
104	18/12/2020 13:45 PM ID: 154993066	<p>This is a small semi rural village that is Developing well out of control. To consider extending Cheswick Green school is not just unfair to the residents who live close to the school but to those children attending it. You will have parents having to drop off their children in the car, parking over residents driveways, which i have witnessed, and causing sheer havoc, I believe it will pose a risk to all and basically, an accident waiting to happen scenario. We are again being targeted yet again in Cheswick Green of over development and no one seems to listen to our cries for help that we can not keep expanding like this. The school has good Ofsted results because it is a small, controllable and pleasant Educational need.</p> <p>The amount of cars now parked around the school is horrendous, this is not just dropping and picking up of school children, it is throughout the day, every day. You are unable to drive through Cheswick Way without getting stuck somewhere along the road, which again poses a risk to children. Parents are</p>		

1. Please provide any comments on the proposal that you would like us to consider.

			Response Percent	Response Total
		<p>already very inconsiderate and presumably these are parents who do not actually live in the area, so only knows what the outcome would be if the amount of pupils are doubled.</p> <p>Also, looking at the plan, it seems that a vast amount of the grass play area will be reduced for the Development to take place. The Government is quite happy to say children are becoming obese due to lack of exercise and there we are taking away play areas from under their feet, is this not an unhealthy option.</p> <p>My children were very happy at this school, it was a small Village school, small class numbers and safe. I wouldn't consider sending my child to this school if it increased to what you are suggesting it should. I believe the Council will be overwhelmed by complaints from residents for years to come if this decision goes ahead. Please re-think this proposal.</p>		
105	18/12/2020 22:59 PM ID: 155025438	<p>Are the existing school amenities capable of coping with the doubling of children, teachers etc?</p> <p>The existing roads, public parking to drop off children is already at breaking point and adding more puts children's safety at extra risk.</p>		
			answered	105
			skipped	0

2. Are there any alternative proposals that you think should be considered?

			Response Percent	Response Total
1	Open-Ended Question		100.00%	90
1	06/11/2020 16:50 PM ID: 151869537	A new school should be built for children moving into the area for the new Blythe valley estate. There is no need for this new estate to impact on cheswick green school. Instead of using the funds to expand and spoil and already lovely school, they should be used to build a new school.		
2	06/11/2020 17:15 PM ID: 151872168	There should be a new school built to accommodate the new influx of families on Blythe Valley as this will lessen the impact of vehicles on the road at the school run times.		
3	06/11/2020 17:23 PM ID: 151872951	Build a school local to the development in Blyth valley. Spend monies on improving the infrastructure (roads etc. in and around the school)		
4	06/11/2020 18:11 PM ID: 151876930	Build a new school elsewhere for all the developments you have the given the green light for existing and due to start developments.		
5	06/11/2020 20:11 PM ID: 151884730	Blythe Valley should have their own schools and this should have been included in the plans from the start.		
6	06/11/2020 20:46 PM ID: 151886442	Look to see how many schools in the Shirley, Solihull area that currently have spaces. Is there enough between these schools to accommodate the Blythe Valley children? As they will have to travel if they went to Cheswick Green so why not travel to another school that already has the capacity.		
7	06/11/2020 22:04 PM ID: 151889516	Blythe Valley development to have its own school so that kids can easily walk to their school. This will also help to reduce the pollution problem as more children walk to school instead of driven by their parents.		

2. Are there any alternative proposals that you think should be considered?

			Response Percent	Response Total
8	06/11/2020 22:13 PM ID: 151889837	I think when councillors are considering and accepting new housing estate proposals they need to press for facilities to accommodate the new houses!!! Both schools and Doctors surgeries. In particular schools as most houses sold in these new estates are bought or rented by young families with children who need school places. No class should exceed 30 children. (Ideally less, like private schools) It should be made mandatory that these builders who make millions building on prime real estate land (under the guise of building affordable housing) address the needs of a new estate and not put the burden on existing estates nearby.		
9	07/11/2020 18:13 PM ID: 151925977	Is the land behind the school available to offer this outdoor space? A natural environment would be needed for forest school and possibly an all weather pitch to ensure that physical education can be carried out for all classes regardless of weather. This would be essential as timetabling PE lessons indoors would prove problematic with just the one hall.		
10	07/11/2020 19:27 PM ID: 151928623	Build a new school. Surely planning would have considered school numbers, if not, this would be a massive oversight and someone needs to be answerable and responsible.		
11	07/11/2020 20:33 PM ID: 151930610	Build a new school that can cope with the influx of cars for school drop off and pick up.		
12	07/11/2020 20:41 PM ID: 151930877	<p>Unless a bus is put on daily from the areas most children come from, or a school car park relevant for drop offs and pick ups is made then I don't feel this is safe for those people who live in the area. It is simply disgraceful to ask people living in cheswick green to give up there driveway entries and so forth to parents who are in too much of a rush to get to work, to park in an orderly fashion.</p> <p>All roads off cheswick way and including cheswick way need to be double yellow lined for at least 50m on one side of the road to allow for traffic to pass freely. Not everyone who lives in cheswick green, children go to cheswick green primary.</p> <p>Bus stops need to be completely blocked off to stop school drop cars parking, a crossing with lights needs to be added to creynolds to allow children to walk from Blythe and a proper footpath put into place through fields from Blythe.</p>		
13	07/11/2020 20:49 PM ID: 151931113	My understanding was that tidbury green would become a second form entry school. Alternatively, build another school with sufficient and safe roads and stop trying to cram so many houses onto a development.		
14	08/11/2020 18:09 PM ID: 151959599	New houses have been built with little thought to how to accommodate them with the current infrastructure. A new school should be built and give these pupils a real chance to thrive. People choose to leave near Green belt for a better quality of life which is being stolen for the current children and future children in this area.		
15	08/11/2020 18:54 PM ID: 151961118	<p>See above.</p> <p>Whilst Blythe Valley development may not currently have sufficient properties to establish a school, one would have been sensible to cater for increasing numbers of properties across this side of SOLIHULL and you should think long term.</p>		
16	08/11/2020 19:27 PM ID: 151962281	BVP has a lot of land so would it no be easier to build another school for the children within that area, where parents and children can walk to.		
17	08/11/2020 19:29 PM ID: 151962334	I think the space on BV should be used to build a school. There must be a lot of office buildings that are unused that could be taken and re-purposed for a school.		

2. Are there any alternative proposals that you think should be considered?

			Response Percent	Response Total
18	08/11/2020 19:30 PM ID: 151962377	Building another school rather than expanding our village school in an area that is already congested at peak times.		
19	08/11/2020 19:37 PM ID: 151962590	Build different school near to blythe.		
20	08/11/2020 19:37 PM ID: 151962595	School built on Blythe valley itself		
21	08/11/2020 20:03 PM ID: 151963402	I think Blythe should have their own school no build on our existing small village school.		
22	08/11/2020 20:40 PM ID: 151964592	I think Blythe should have their own school no build on our existing small village school.		
23	09/11/2020 09:23 AM ID: 151977609	New School to be built on Blythe valley as I'm sure the existing plan of 700 will be increased in time as with all developments.		
24	09/11/2020 09:35 AM ID: 151978742	Build a new school at blythe valley to accomodate all the housing thats been built there		
25	09/11/2020 10:26 AM ID: 151983527	Yes build one in Blythe Valley where the new homes are so they can walk to school		
26	09/11/2020 11:26 AM ID: 151989443	Open a new school on the Blythe development. I have no idea why this wasn't considered. Surely that will help children from the Blythe development, Illshaw/Hockley heath etc.		
27	09/11/2020 11:33 AM ID: 151990153	Build a new primary school in blythe valley? Seems that the council don't want to spend money?		
28	09/11/2020 14:16 PM ID: 152007657	There is a school to be developed on Dog Kennel Lane - can this not accommodate the demand for primary space at Blythe Valley?		
29	09/11/2020 15:18 PM ID: 152014846	If over 1000 homes are proposed with a school also planned at Dog Kennel Lane, why can this new school not be built big enough to cater for children in the BV area. Less travel would be advantageous and would prevent more cars being introduced to an already busy Cheswick Green. CG was built as a village but since the building of Cheswick Place, we can already see that our classes are oversubscribed yet the use of teaching assistants have reduced . The Village is not set up for more families.		
30	09/11/2020 16:40 PM ID: 152026852	Adequate "external lighting" (inclusion of CCTV). An "alternative route"? Addition of adequate barriers (e.g. Armco to protect pedestrians from HGV'S). As "Heavy Goods Vehicles" will/are used for deliveries (to the Kitchen area) during the same time frame which pupils/children accessing (after school club)area.		
31	09/11/2020 17:22 PM ID: 152034960	Build a school at Blythe Valley problem solved. Perhaps we could also build a community centre, maybe some shops and a pub and give the residents of Blythe Valley a chance of building some sort of community.		
32	09/11/2020 19:02 PM ID: 152045742	No		
33	09/11/2020 19:02 PM ID: 152045759	No		
34	09/11/2020 22:10 PM ID: 152056415	Yes build one in Blythe Valley where the new homes are so they can walk to school		
35	10/11/2020 09:08 AM ID: 152068238	The council could consider built a school at Blythe Valley to cater students from catchment area. First, they can walk to their local school. It will reduced carbon		

2. Are there any alternative proposals that you think should be considered?

			Response Percent	Response Total
		emissions and less traffic congestion. Second, it is good for mental health if they can walk to their local school.		
36	10/11/2020 17:55 PM ID: 152128575	Buy some of the farm land next to school to improve facilities and also add an access from creynolds lane through new land for drop off and pick up.		
37	11/11/2020 08:48 AM ID: 152152882	Existing primary schools local to Cheswick Green have school places available. Ensure all our local Solihull schools are full in order for all Solihull schools to remain financially viable.		
38	11/11/2020 08:53 AM ID: 152153276	The proposals are always to offer whole additional classes; is it ever considered that a 1.5 form entry might better suit needs that a 2 form?		
39	11/11/2020 22:30 PM ID: 152234026	I wondered if there was an option to expand the site, for example into any of the surrounding fields so that the children continue to have a good amount of outdoor space. In terms of traffic, would there be a school bus from local housing developments. Could there be any parking spaces added on site?		
40	12/11/2020 14:26 PM ID: 152278789	Build a new school in the area of development that needs it.		
41	13/11/2020 00:21 AM ID: 152320917	Blythe valley residents should have its own school or catchment be split between multiple near schools which I assume to be Hockney Heath & Dorridge. I believe that There is a proposal for more residential building on land by the Miller and Carter, / dog kennel lane. so is Cheswick Primary supposed to accommodate them too in the future? MORE. Cars.		
42	13/11/2020 06:21 AM ID: 152322858	A school on site in Blythe.		
43	13/11/2020 13:23 PM ID: 152357895	Adequate on site parking for staff		
44	16/11/2020 17:59 PM ID: 152567304	Ban parking in the school vicinity so it is safe for residents and children Encourage people to park in the shops and walk		
45	16/11/2020 18:44 PM ID: 152571302	There are other schools nearby which could help to accommodate the extra potential pupils from the Blythe Valley development. The local infrastructure will not cope with this expansion, and if all pupils were actually resident within the Borough and not from other local authorities, then surely Solihull could cope with it's current number of schools. All outlying areas of Solihull are currently being overdeveloped and none of the infrastructures can cope. Cheswick Green had a distinct local identity, and is now being quickly absorbed into the urban sprawl being created all along the length of the Stratford Road.		
46	16/11/2020 19:04 PM ID: 152573528	Use a mix of all schools in the area to cope with expansion of households.		
47	16/11/2020 19:21 PM ID: 152575199	As with other schools within the borough, there should be severe parking restrictions put in place that should be properly enforced, i.e. there shouldn't be double yellow lines put down, for instance, but then no enforcement officers sent out to monitor them. As most of the cars that are currently parked in the road appear to belong to staff members, maybe provision should be made for proper car parking 'on site', thus freeing up the road for normal traffic including buses.		
48	18/11/2020 11:15 AM ID: 152744314	Allow Parking on one side of the road only .Find parking within the school site for the staff .		
49	18/11/2020 12:17 PM ID: 152751356	There is no obvious space in Cheswick Green, near the school to accommodate additional parking. It seems to me that the very large development round the		

2. Are there any alternative proposals that you think should be considered?

			Response Percent	Response Total
		business park, with rather more land should be the home of the new schooling requirement.		
50	21/11/2020 07:32 AM ID: 152980539	Build another school similar to the dickens heath development, the new Blythe valley builds will then have a safe journey to school		
51	22/11/2020 19:21 PM ID: 153045022	<p>The small play ground could be come car parking spaces for staff. Plus the green area at the back of the mount could also be used.</p> <p>Parents will not park away from the school as most mums drop and go of to work. Speed reductions need to be made out side the school. Plus employing a lolly pop lady or installing a pelican crossing.</p> <p>Double yellow lines in the roads around the school. As more children attend the school there safety is paramount.</p>		
52	22/11/2020 20:52 PM ID: 153047794	With the construction of 90 plus homes earmarked to be built in Hockley Heath according to the current draft LDP, can Solihull Council please to re-examine Blythe Valley and also look at Hockley Heath for a site suitable for a single (one) form entry school as there will be sufficient demand for places for a new school to be feasible at either Blythe Valley or Hockley Heath. Both areas have good connectivity and transport links and I have been informed that either of these two proposals could be financed from Section 106 agreements arising from the developments at Cheswick Place and Blythe Valley to pay for a new school. A new, single form school within Blythe Valley or Hockley Heath would make journeys to and from school easier and safer for children and it would also ease congestion locally.		
53	23/11/2020 08:32 AM ID: 153056595	As above. Incorporate local services into the development such as a school, shops and medical centre.		
54	23/11/2020 15:29 PM ID: 153096640	Build another school with all the building of new homes it will be needed in the future. Cheswick Green is a village that we are proud of residents do not want to see it eroded.		
55	23/11/2020 16:32 PM ID: 153105875	With all new estates being built a newly built school is needed for all present and future needs.		
56	28/11/2020 17:33 PM ID: 153523293	<p>School should be built on Blythe Valley.</p> <p>Because no doubt school council won't be happy until every bit of greenbelt has been built on with the amount of houses being built in the area.</p> <p>If a school was built on Blythe Valley then the children wouldn't have to travel by car to Cheswick Green and could walk to a local school</p>		
57	28/11/2020 18:52 PM ID: 153525941	It should be built in Blythe valley .		
58	28/11/2020 20:28 PM ID: 153528677	Yes building a new school somewhere locally.		
59	29/11/2020 15:44 PM ID: 153551954	<p>Build a new school for the children where it is needed. Re-examine Blythe Valley, or Hockley Heath where the extra 90 dwellings would give reason for a future increase in Hockley Heath School.</p> <p>No increase in the already congested roads around Cheswick Green and a utilisation of the road system around Blythe Valley.</p>		
60	29/11/2020 21:07 PM ID: 153563076	The Council should find a suitable site for a one for entry school either on Blythe Valley or in Hockley Heath, the children from the proposed new housing development in Hockley Heath could use this new school. This would enable children to have a short straightforward journey to school and the majority could walk to school, as advocated by all concerned about child health, fitness and obesity. Primary school children should always be able to walk to a school in		

2. Are there any alternative proposals that you think should be considered?

			Response Percent	Response Total
		their own neighbourhood. They should not have to be driven or use public transport to get to school at this age. Funding for this could be derived from the section 106 agreements, from the sites developed at Cheswick Place and Blythe Valley.		
61	30/11/2020 12:21 PM ID: 153592001	They should split between the local 3 schools or build a new school at Blythe Valley. Funny how they got the permission to build houses but didn't think about a school, GP etc		
62	30/11/2020 13:35 PM ID: 153599081	Parking and access will be an issue, so a new access road would be needed, rather than all traffic be directed down Cheswick Way		
63	30/11/2020 23:22 PM ID: 153645218	No not at all in Cheswick Green take it to another area but here		
64	01/12/2020 10:24 AM ID: 153661552	1) During the planning proposal for local developments proper consideration is given to providing extra school places, transport infrastructure, doctors, shops etc rather than simply overloading the already stretched amenities. If extra schools are required then they need to be built locally to the development rather than forcing people to use their vehicles and poison the atmosphere for no logical reason when we should be encouraging green practices. 2) Build a new school to take up the extra requirement. 3) If the above is ignored then provide a school bus to transport the extra children to and from school but this really is the last option when everything else has been exhausted.		
65	01/12/2020 12:53 PM ID: 153679173	Yes. That a new school be built and located in Blythe Valley of Hockley Heath.		
66	02/12/2020 17:59 PM ID: 153800502	New school on another site, possibly blythe valley or dog kennel lane site.		
67	02/12/2020 19:45 PM ID: 153807643	New school on a newly developing site. With majority of new pupils coming from these areas it makes sense to create a new community there. Hundreds of new houses are being built with no consideration of the impact of local facilities/people.		
68	02/12/2020 19:45 PM ID: 153807650	New school on a newly developing site. With majority of new pupils coming from these areas it makes sense to create a new community there. Hundreds of new houses are being built with no consideration of the impact of local facilities/people.		
69	04/12/2020 13:56 PM ID: 153942429	An new school on Blythe Valley		
70	04/12/2020 19:31 PM ID: 153971880	Blythe Valley would be better suited to house a new school.		
71	05/12/2020 14:17 PM ID: 154001965	Building another school at Blythe valley or dog kennel Lane.		
72	06/12/2020 17:12 PM ID: 154044645	Where large developments are proposed, consent should only be granted if provision is made for essential services, such as education. In the case of primary school pupils, one cannot expect them to travel alone or undertake lengthy walks and it should therefore be possible for parents to accompany them to school without the use of cars. If this were to be the case pollution and congestion would be reduced, children would be healthier and residents happier. Surely, this is what the Government and Council want?		
73	06/12/2020 17:14 PM ID: 154044727	Perhaps some a new school is required near the new houses in Blythe valley. Or build upwards at the school instead of outwards? This would not solve the traffic issue.		

2. Are there any alternative proposals that you think should be considered?

			Response Percent	Response Total
74	07/12/2020 15:59 PM ID: 154107648	The developers of the size of Blyth Valley project should have considered creating local infrastructure, with a school for local children being built on site. It is negligent of the developers, Solihull Council and the Planning department to veto this option in order to save money putting the lives of young children at risk intending them to walk the 2 miles plus from Blyth Valley to Cheswick Green along narrow country lanes that have no pavements at early morning and late afternoon, when traffic is reaching peak time. It is irresponsible of such departments to introduce such dangerous practices. Any resulting accidents should be deemed the responsibility of those designing the policy and they should be held to task.		
75	07/12/2020 20:11 PM ID: 154128585	A new school should be built elsewhere to cater for the additional children to avoid complete traffic chaos which is already very congested outside the school all day, with extreme congestion when the current children are taken to and collected from the school. Our Doctors Practice will be unable to cater for all the additional residents, it is already difficult to get an appointment unless your need is urgent, therefore additional medical facilities will be required.		
76	07/12/2020 22:54 PM ID: 154135841	Instead of inundating one area of the community with this ridiculous increase to an already, too much inflated school population, you should consider using the land you are building on at Blythe Valley to include its own schooling and try to prevent the increase in levels of traffic that is absolutely bound to be created by parents driving their children from Blythe Valley to Cheswick Green for schooling.		
77	08/12/2020 20:05 PM ID: 154223735	Put in another proposal for a MAT to build a school in Blyth Valley. Or stop building new dwellings in an area that cannot cope with it.		
78	10/12/2020 09:14 AM ID: 154335658	A new primary school based at Blythe Valley is the only option that makes sense for everyone. Building more and more houses should mean supporting the lives of the families who live there in the best possible way not just making something fit with a budget.		
79	10/12/2020 11:20 AM ID: 154354614	Build a new school at Blythe valley.		
80	10/12/2020 18:51 PM ID: 154405336	It would appear the proposal is generally aimed at provision of school places for children not living in the immediate vicinity of Cheswick Green therefore it would seem sensible to provide these places at a new school closer to the new build areas if they cannot be placed in current established schools. A new school should be proposed in the Blythe Valley / Hockley Heath area.		
81	10/12/2020 19:43 PM ID: 154408835	Incorporate school buildings when building new housing. Same for GP surgeries etc.		
82	11/12/2020 00:25 AM ID: 154419551	New school in Blythe Valley		
83	11/12/2020 00:25 AM ID: 154419552	New school in Blythe Valley		
84	11/12/2020 09:25 AM ID: 154430836	See above		
85	13/12/2020 12:03 PM ID: 154582058	Blyth Valley should have their own school. It states on the website for the blythevalleypark.co.uk upto 750 homes, but we all know only too well that that will be increased and where are you going to put the extra children then? build yet another tier at Cheswick Green!		
86	13/12/2020 15:32 PM ID: 154592027	I think a combination of measures should be considered. 1. In conjunction with the walking and cycling initiative, there should be a pathway from Blythe valley to the school. As the crow flies, this is 1 mile and by		

2. Are there any alternative proposals that you think should be considered?

			Response Percent	Response Total
		<p>the existing roadway, 2.2 miles. The new pathway should be somewhere in between.</p> <p>2. A subsidised bus should be considered, which is successful in some regions.</p> <p>3. A drop and go driveway to the back of the school, similar to that at Tanworth - In-Arden school, with access along the edge of the field to Creynolds Lane.</p>		
87	14/12/2020 17:58 PM ID: 154671953	<p>1. Build a purpose built school nearer to Blyth that will take all potential pupils from that area but also allow potential over flow from an already crowded Cheswick area, this created since the completion of Cheswick Place.</p> <p>2. Consider, if the plan does go ahead, changing the existing entrance and drop off zones for Cheswick Green School. I understand the council owns the field at the back of the school off Creynolds lane. I believe there is space here to create an alternative entrance and parking area for the school. This allowing teachers to park during the day and parents a better area for drop off and collection. There is far less chance of an accident in a purpose built car park than on Cheswick Way.</p> <p>3. implement a parking restriction outside the current entrance, although this is likely to push the problem further a field the potential for and accident involving a child is reduced as visibility will be improved allowing children to cross much more safely. Other schools have placed moveable child sized cones with warnings on them to prevent parking in particularly problematic areas</p>		
88	17/12/2020 15:17 PM ID: 154930642	<p>Should a new school be built on Blyth Valley to facilitate children on this development?</p> <p>Should Cheswick green school be altered into a infants only school and a Junior school be established elsewhere with better facilities and access from BV, Chewick Green and other Students?</p>		
89	17/12/2020 16:09 PM ID: 154935333	<p>A site for a new school should be looked at on Blythe Valley an area that does not lie within the current green belt. Developments on Blythe Valley and Cheswick Place will have provided funding for education through section 106 agreements and some CIL money - this should be used in the local area to give our children the education and facilities they deserve. Much more consideration should be given to the local environment and the damage that the current proposal will cause in terms of increased traffic and hence air pollution.</p>		
90	17/12/2020 17:56 PM ID: 154944030	<p>Don't expand the school and build a new one closer to the new development.</p>		
91	18/12/2020 11:22 AM ID: 154979713	<p>A school should be built to accommodate extra children at Blythe valley</p>		
92	18/12/2020 11:25 AM ID: 154979923	<p>A school should be built to accommodate extra children at Blythe valley</p>		
93	18/12/2020 11:31 AM ID: 154980538	<p>The only solution is a new school on Blythe Valley. A cheapjack solution like this is an insult to the residents of Cheswick Green.</p> <p>Putting a new entrance at the back of the school accessed from Creynolds Lane is completely ludicrous .Creynolds Lane is already a nightmare, an extra junction makes no sense at all.</p>		
94	18/12/2020 13:45 PM ID: 154993066	<p>Build another school at Blyth Valley, similar size to Cheswick Green School, but please do not ruin what we have now, it is working as it is, do not expand this school.</p>		
95	18/12/2020 22:59 PM ID: 155025438	<p>Look to the future and Build a new school with adequate road and parking availability for parents to drop off their children SAFELY</p>		
			answered	95
			skipped	10

3. Please provide any other information that you think should be considered.

			Response Percent	Response Total
1	Open-Ended Question		100.00%	55
1	06/11/2020 17:15 PM ID: 151872168	Far too many properties are being planned for the area without building the necessary infrastructure to accommodate everyone. New schools, doctors surgeries and small shops need to be built to give the sense of community. Furthermore with what is happening currently in the jobs market the only people able to afford these new builds will be from the south of the country so where will that leave the local people who 'require' houses? We seem to be pinning all our hopes on HS2 which will be the biggest white elephant in our area.		
2	06/11/2020 17:23 PM ID: 151872951	Cheswick Green appears to be the "dumping ground" for any "ill thought out" proposals by the local council. Who do not take into account local issues such as ,traffic,roads ,infrastructure...or even heaven forbid the residents. Alternative locations should be considered more local to the Development		
3	06/11/2020 18:11 PM ID: 151876930	I am totally against this.		
4	06/11/2020 20:46 PM ID: 151886442	What changes will be made both to roads in the area to accommodate more people coming into Cheswick Green? It is already a nightmare getting in and out of Cheswick Green & more traffic will just make it worse. The right turn onto the Straford Road has just made the congestion worse not better. The country roads to lllshaw Heath are so narrow & flood often that this road could not cope with the traffic. Also with the floods that occur at the bottom of watery Lane it would mean this route would not be passable & there has been no mention of addressing this issue.		
5	06/11/2020 22:04 PM ID: 151889516	If the council considers putting parking restrictions on the streets near to the school, they should put restrictions throughout the village. Otherwise it will just push the parking problems to other areas of the village.		
6	06/11/2020 22:13 PM ID: 151889837	Sadly I don't believe for one single minute that completing this survey will make one iota of difference to the decision which no doubt has already been made. How sad to have grown so cynical by seeing what has gone on previously.		
7	07/11/2020 18:13 PM ID: 151925977	Gates access in and out is already very tight. Would this be improved /enlarged?		
8	07/11/2020 19:27 PM ID: 151928623	Allow our village to remain a village. We are not a town. This is the very reason folks choose to live here.		
9	07/11/2020 20:33 PM ID: 151930610	When new residential developments are approved please consider the impact it has on current schools and local GP services.		
10	07/11/2020 20:49 PM ID: 151931113	Generally speaking there is a lot of houses being built and green land leaving us. Solihull is not the green leafy residential place to live it was now, let alone what will happen in the future if allowed. Please consider this. Not only is it damaging to the environment and wildlife, it's not so pleasant to live and quite frankly dangerous to keep cramming so many houses and associated vehicles onto our local road network.		
11	08/11/2020 18:09 PM ID: 151959599	Classroom sizes appear to be small, it will be tough to accommodate 30+ children per classroom. Please give thought to the standard of teaching and space for these children. Traffic is already congested. The current infrastructure cannot support this. Less Green areas for the children to play. The people joining this school from newly built developments will almost certainly be driving. There is not enough space for these parents to park on Cheswick Way.		
12	08/11/2020 18:54 PM ID: 151961118	We object. The plans need to be reconsidered.		

3. Please provide any other information that you think should be considered.

			Response Percent	Response Total
13	08/11/2020 20:30 PM ID: 151964241	The introduction of a pedestrian crossing and a lollipop man/lady would be an advantage if this was to go through. I think the school would have to consider staggered drop off and pick up times to accommodate the number of cars		
14	09/11/2020 10:26 AM ID: 151983527	The environment factors of more traffic and the danger to the pupils		
15	09/11/2020 11:26 AM ID: 151989443	Please ensure traffic is considered post-covid as this will be giving a more realistic assessment.		
16	09/11/2020 14:16 PM ID: 152007657	Sadly I feel the expansion of the school will change the dynamics of a village school. It is also sad that it feels the focus is on squeezing more children onto the premises without ensuring the adequate provision of existing facilities to accommodate more children.		
17	09/11/2020 15:18 PM ID: 152014846	CG school has only recently had one disabled space put outside the school. This is not enough! There are many children and parents with blue badges and more spaces are required, at least one on each side of the school gates. There appears to be none allocated on the proposed car parking spaces inside school. Does this meet the laws for ratio of disabled spaces compared to disabled parents/children (or those with blue badges). The borough council should have considered the opinions of all families living in CG, along with the school, we should not have found out about this via Facebook!!! A questionnaire/poll is needed to get opinion of those who will be directly affected - RESIDENTS!		
18	09/11/2020 16:40 PM ID: 152026852	Adequate barrier pedestrian barrier protection needs to be installed.		
19	09/11/2020 19:02 PM ID: 152045742	I think this is a great project for the community. There are not enough school places due to ever increasing housing developments. The current school has plenty of land. The local could do with an all weather pitch for organised recreational use.		
20	09/11/2020 19:02 PM ID: 152045759	I think this is a great project for the community. There are not enough school places due to ever increasing housing developments. The current school has plenty of land. The local could do with an all weather pitch for organised recreational use.		
21	09/11/2020 22:10 PM ID: 152056415	The environment factors of more traffic and the danger to the pupils		
22	10/11/2020 17:55 PM ID: 152128575	The noise and destruction to children learning in school whilst this work is undertaken		
23	11/11/2020 08:48 AM ID: 152152882	I am concerned that this project is an unnecessary expense to the education budget; an unnecessary use of public funds that will have also have an unnecessary impact on local traffic problems.		
24	11/11/2020 08:53 AM ID: 152153276	I am concerned about the impact on other Solihull schools that are not yet full and that families with children may well move away from areas that have school places and into areas where these new places are being offered. Families may also be able to use a place at Cheswick Green if they do not live in catchment if it is not full.		
25	12/11/2020 14:26 PM ID: 152278789	The Headteacher of Cheswick Green Primary School is not interested and refusing to consult with parents and residents over these proposals. It is well known that she is extremely biased in favour of this proposal and holding out for		

3. Please provide any other information that you think should be considered.

			Response Percent	Response Total
		retirement until the expansion is finalised, so her pension is based on a 2 form entry school, rather than the 1 form entry it currently is.		
26	13/11/2020 00:21 AM ID: 152320917	See above		
27	16/11/2020 17:59 PM ID: 152567304	A different entrance on Creynolds lane		
28	16/11/2020 19:04 PM ID: 152573528	Are you sure there are that many children within a reasonable catchment.		
29	22/11/2020 19:21 PM ID: 153045022	Could you make an entrance on creynolds Lane to go into the back of the school via the playing field.		
30	23/11/2020 15:29 PM ID: 153096640	There has been an increase of traffic in and around Cheswick Green which has had a tremendous impact to all who live in the village.		
31	23/11/2020 16:32 PM ID: 153105875	At present teachers are parking in the road because there is no room on site causing problems to traffic at drop of times All this over crowding is damaging pupils education.		
32	28/11/2020 18:52 PM ID: 153525941	It feels like a community school for local people so expansion will spoil this		
33	28/11/2020 20:28 PM ID: 153528677	The traffic and noise needs to be taken into account.		
34	29/11/2020 15:44 PM ID: 153551954	Please look to the future of our children and don't put them in an old and inappropriate buildings that were built 30years ago. Build something that will last the next generations, not a stopgap please.		
35	29/11/2020 21:07 PM ID: 153563076	This is a short sighted, sticking plaster approach to providing education for these additional children. It is not a safe, practical solution. These children deserve a school in their own locality, with proper and adequate facilities for their educational needs from early years to the end of junior school.		
36	30/11/2020 12:21 PM ID: 153592001	The roads are a death trap outside the school already without a zebra crossing or lollipop person, this is a accident waiting to happen.		
37	30/11/2020 23:22 PM ID: 153645218	I would suggest that you do come and stand on thee road side and the critical. Times and make notes and record the traffic. At present the traffic level is relatively low due to covid and it is still a nightmare to get down Cheswick Way....You wait until things get to normal. No large vehicle would be able to get down the road an ambulance would struggle.		
38	01/12/2020 10:24 AM ID: 153661552	Before you commit to a decision just take five minutes and think what kind of a world do you really want to live in? There is time to make a change and we rely on people such as yourselves to take a lead and make the right choice for all, please don't let us down!		
39	01/12/2020 12:53 PM ID: 153679173	Please see attached the CGPC thoughts and response to the consultation		
40	01/12/2020 22:05 PM ID: 153730223	It's very disappointing that the need for school places has only been recently considered seriously and as creating 700 new houses is obviously going to generate a need for school places. I'm alarmed that this doesn't seem to have been considered when the site was sold to the developers as school places should be a prerequisite when building houses on that scale. As Blythe Valley is almost equidistant between Cheswick Green and Hockley Heath, are there any alternatives there?		

3. Please provide any other information that you think should be considered.

			Response Percent	Response Total
		Is there any land on / around Blythe Valley that would be suitable for a school? It may also suit the need of employees working from the offices nearby, especially if there were after school clubs etc.		
41	02/12/2020 17:59 PM ID: 153800502	Traffic system for drop off and pick up if the expansion is to go ahead. Not just yellow lines and parking restrictions that no one will pay attention to anyway which wont be enforced.		
42	02/12/2020 19:45 PM ID: 153807643	The communication of this and the planning matters have been non existent from the council - it is only due to local residents making the community aware that this has been raised. We get dozens of leaflets through the door every local election demanding who we should vote for but not one communication from the council (who we vote in) has been made other than buried deep within a poorly accessed website (- with todays technology there are ways of doing this robustly and frequently. This will allow for better engagement with the local communities for further such discussions.		
43	02/12/2020 19:45 PM ID: 153807650	The communication of this and the planning matters have been non existent from the council - it is only due to local residents making the community aware that this has been raised. We get dozens of leaflets through the door every local election demanding who we should vote for but not one communication from the council (who we vote in) has been made other than buried deep within a poorly accessed website (- with todays technology there are ways of doing this robustly and frequently. This will allow for better engagement with the local communities for further such discussions.		
44	05/12/2020 14:17 PM ID: 154001965	Building schools elsewhere.		
45	06/12/2020 17:12 PM ID: 154044645	When Cheswick Green 'Village' development was proposed, it comprised approximately 800 houses, a public house, a small number of shops, a GP Surgery and a village hall. it was also anticipated that a primary school was a necessity. It now seems fashionable to grant permission to develop large plots of land and hope the existing infrastructure can cope, no matter what the effect on existing communities may be. If large plots of Green Belt are to be sacrificed for the benefit of developers, they should have to provide a 'total package', not cram in as many houses as possible to maximise profit, plant a few trees and move on to destroy someone else's Green Belt.		
46	07/12/2020 15:59 PM ID: 154107648	I think the Planning Department should revue the whole concept of the plan taking into consideration the views of Cheswick Green residents ,many are totally opposed, also Cheswick Green parish Council have produced a very compehensive response which echoes the views of the residents and Cheswick Green Residents Association asking for the expansion of Cheswick Green Primary School to be rejected and to seek an alternative location to accommodate the children within Blyth Valley or Hockley Heasth		
47	07/12/2020 20:11 PM ID: 154128585	Access in and out of Creynolds Lane is difficult now at peak times, so this will be greatly exacerbated and pedestrians walking along this road can feel uneasy with the volume and speed of the traffic at busy times. Additional flooding risk at the bottom of Cheswick Green.		
48	07/12/2020 22:54 PM ID: 154135841	Blythe Valley construction site which I understand is a brown field site and has plenty of room for construction of a 2 form entry school, as does Hockley Heath, should certainly be considered before Cheswick Green School. It is grossly unfair what you are proposing to do, on the local residents of Cheswick Green in the proximity of the said school.		
49	10/12/2020 19:43 PM ID: 154408835	I am aware the council has been doing a traffic survey recently. I hope that it has been taken into consideration that these are not normal traffic levels currently. With Covid the school start and leave times are staggered. Also less		

3. Please provide any other information that you think should be considered.

			Response Percent	Response Total
		<p>people are having to leave for offices etc as they are working from home, therefore less traffic.</p> <p>I am also aware that the field behind the school is being considered as an access road. As with my comment about the park and stride I think this a very bad idea as just pushes the problem elsewhere. At peak times there is already a severe tailback on creynolds Lane.</p>		
50	11/12/2020 00:25 AM ID: 154419551	These plans are not looking to the future of developing quality schooling facilities for pupils within the area, it is an expansion only, there is no benefit to facilities, Solihull should be leading the way in schooling and facilities, not decreasing current offerings and adding congestion to local areas and environments, schooling solutions should be advanced technologies, environmentally friendly approaches, facilities that look to the future of learning and developing pupils, no of these are within this plan.		
51	11/12/2020 00:25 AM ID: 154419552	These plans are not looking to the future of developing quality schooling facilities for pupils within the area, it is an expansion only, there is no benefit to facilities, Solihull should be leading the way in schooling and facilities, not decreasing current offerings and adding congestion to local areas and environments, schooling solutions should be advanced technologies, environmentally friendly approaches, facilities that look to the future of learning and developing pupils, no of these are within this plan.		
52	14/12/2020 17:58 PM ID: 154671953	I have many photos and a few videos I have taken whilst living opposite to the school, these mainly focus on poor parking across home owners drives, parking on the zig zag drop off zone, parking on the double yellow lines opposite the school, larger vehicles struggling to travel down Cheswick Way, etc. I believe these aid to show the extent of the current parking issues on Cheswick Way during drop off times and the rest of the day. I would be happy to email a selection of them to accompany my comments on the potential further issues adding more pupils to the school will create. Please advise if this is necessary or the commentary is enough to highlight our views.		
53	17/12/2020 15:17 PM ID: 154930642	I am largely in agreement with CGPC's assessment and questions of this proposal.		
54	17/12/2020 16:09 PM ID: 154935333	Traffic surveys being undertaken in the present environment with the pandemic are unlikely to be representative of the normal situation. This should be taken into account. Also residents as well as parents should be involved in any traffic surveys that are undertaken as it is all residents that will be affected by any changes not just parents of those currently attending the school.		
55	17/12/2020 17:56 PM ID: 154944030	People who live directly opposite the school could find their health deteriorate due to confrontations with parents dropping off children.		
56	18/12/2020 11:31 AM ID: 154980538	Think about our children not the money.		
57	18/12/2020 13:45 PM ID: 154993066	Children thrive better in a smaller school, control is easier and Parent/Teacher interaction is more durable.		
		Think of the residents wellbeing before any decision is concluded.		
58	18/12/2020 22:59 PM ID: 155025438	Has the council looked into the pupil status of all schools in the locality? If so will they disclose the information		
			answered	58
			skipped	47